

FACULTY FEEDBACK ANALYSES (2012-2013)

A. Curricular Aspect

1. Relevance of the syllabus to real life situation

- Among Associate professors, about 18.9% disagree and 46.6% agree that the syllabus is relevant to real life situation. 16.2% of Associate professors are neutral to this condition.
- All the Senior Assistant professors i.e. 100% are neutral to the same condition.
- The percentages of Assistant professor who are neutral and agree to this condition are 29.4% and 58.8% respectively
- Again, among Guest faculties, about 18.5%, are neutral, 7.4% strongly agrees and 48.1% agrees to the condition.
- The whole time faculties who have agreed to the condition are 50.0%. Those who are neutral are approximately 33%.
- However the rest of the ratings of all the faculties are not that satisfactory.

2. Depth of the course content

- Among Associate professors, about 35.1% agree to the above condition. 29.7% of Associate professors are neutral to this condition.
- All Senior Assistant professors i.e. 100% are respectively neutral to the same condition.
- The percentages of Assistant professor who are neutral and agree to this condition are 27.0% and 56.8% respectively
- Again, among Guest faculties, about 7.4%, are neutral, 25.9% strongly agrees and 55.6% agrees to the condition.
- The whole time faculties who have agreed to the condition are 55.2%. Those who are neutral are approximately 24.1%.
- However the rest of the ratings of all the faculties are not that satisfactory.

3. Overall effectiveness of the curriculum in present competitive world

- Associate Professor:
 1. 45.9% agree the condition.
 2. 35.1% mark it as neutral.
 3. 10.8% disagree with the condition. Remaining percentages are negligible.
- Senior Assistant Professor:
 1. According to all the senior assistant professor i.e. 100% considers the above mentioned condition as neutral.
- Assistant Professor:
 1. 56.8% agrees with the condition.
 2. 24.3% regards the condition as neutral. Remaining percentages are not significant.
- Guest Faculty:
 1. 65.5% agrees the condition
 2. Other 13.8% neutral with the condition. Whereas remaining percentages are insignificant.
- Whole time faculty:
 1. 56.3% agree with the condition.
 2. 25.0% marks the condition as neutral
 3. Remaining percentages are insignificant.

4. Employability is given weightage in curriculum design and development

- Associate Professor:
 1. 41.2% agree the condition.
 2. 26.5% mark it as neutral.
 3. 20.6% disagree with the condition. Remaining percentages are not significant.
- Senior Assistant Professor:
 1. 100% mark it as neutral.
- Assistant Professor:
 1. 44.1% agrees with the condition.
 2. 26.5% regards the condition as neutral.
 3. 14.7% both disagrees and strongly agree with the

- condition.
 - 1. 55.6% agrees the condition
 - 2. 22.2% strongly agrees with
 - 3. Other 14.8% disagree with the condition. Whereas remaining percentages are insignificant.
- 1. 43.3% agrees with the condition.
 - 2. 36.7% considers it as neutral. Remaining percentages are insignificant.

B. Teaching, Learning and Evaluation Process

1. Student centered learning resources are available in the college

- 1. 55.5% agrees with the condition.
 - 2. 23.5% marks it as neutral.
 - 3. 11.8% disagree with the condition. Remaining percentages are insignificant.
- 1. 75% mark it as neutral.
 - 2. 25% disagree with the condition.
- 1. 38.2% agrees with the condition.
 - 2. 32.4% regards the condition as neutral.
 - 3. 14.7% strongly agrees with the condition.
- 1. 52.0% agree with the condition.
 - 2. 20% marks the condition as neutral.
- 1. 48.1% agree with the condition.
 - 2. 22.2% marks the condition as neutral.
 - 3. 14.8% disagrees with the condition
 - 4. Other 14.8% strongly agree with the condition.

2. The faculties are updating their knowledge and skill

- 1. 52.9% agrees with the condition.
 - 2. 20.6% strongly agrees with.
 - 3. 14.7% marks the condition as neutral. Remaining percentages are not significant.
- 1. 75% agrees with the condition.
 - 2. 25% regards the condition as neutral
- 1. 64.1% agree with the condition.
 - 2. 17.9% marks the condition as both neutral and strongly agree.
- 1. 40.0% agree with the condition.
 - 2. 24.0% strongly agree with the condition.
 - 3. 20% marks the condition as neutral.
- 1. 55.6% agree with the condition.
 - 2. 22.2% marks the condition as neutral.
 - 3. 11.1% both disagrees and strongly agree with the condition

3. The internal assessments are taking place as per schedule

- 1. 44.1% agrees with the condition.
 - 2. 35.3% strongly agrees with.
 - 3. 14.7% marks the condition as neutral. Remaining percentages are insignificant.
- 1. 75% agrees with the condition.
 - 2. 25% regards the condition as neutral.
- 1. 56.4% agree with the condition.
 - 2. 25.6% strongly agrees with.
 - 3. 15.4% marks the condition as neutral. Remaining

- percentages are not significant.
 - 1. 48% agree with the condition.
 - 2. 20% marks the condition as neutral.
 - 3. 12% disagrees with the condition
 - 4. Remaining 20% strongly agrees with the condition.
- 1. 59.3% agree with the condition.
 - 2. 22.2% marks the condition as neutral.
 - 3. 11.1% strongly agrees with the condition. Remaining percentages are negligible.

4. The college library is a major source of information for the students and faculties as well

- 1. 48.6% agrees with the condition.
 - 2. 20.0% strongly agrees with.
 - 3. 22.9% marks the condition as neutral. Remaining percentages are insignificant.
- 1. 75% agrees with the condition.
 - 2. 25% regards the condition as neutral.
- 1. 56.8% agree with the condition.
 - 2. 24.3% strongly agrees with.
 - 3. 16.2% marks the condition as neutral. Remaining percentages are not significant.
- 1. 36% agree with the condition.
 - 2. 28% strongly agrees with the condition
 - 3. 20% marks the condition as neutral.
- 1. 59.3% agree with the condition.
 - 2. 22.2% marks the condition as neutral.
 - 3. Remaining percentages are not significant.

5. The timings of the library are convenient

- 1. 44.1% agrees with the condition.
 - 2. 26.5% marks the condition as neutral.
 - 3. 17.6% disagrees with the condition
 - 4. 11.8% strongly agrees with the condition.
- 1. 50% agrees with the condition.
 - 2. 50% regards the condition as neutral.
- 1. 61.5% agree with the condition.
 - 2. 23.1% marks the condition as neutral. Remaining percentages are not significant.
- 1. 44% agree with the condition.
 - 2. 24% marks the condition as neutral.
 - 3. 16.0% strongly agree with the condition.
- 1. 63.0% agree with the condition.
 - 2. 22.2% marks the condition as neutral.
 - Remaining percentages are negligible.

6. The teaching aids in the college are sufficient and up to date

- 1. 35.3% agrees with the condition.
 - 2. 29.4% marks the condition as neutral
 - 3. 20.6% disagrees with the condition
 - Others are negligible
- 1. 50% agrees with the condition and disagree.
 - 2. 50% regards the condition as neutral.
- 1. 56.4% agree with the condition.
 - 2. 12.8% strongly agree with.
 - 3. 23.1% marks the condition as neutral. Remaining percentages are not significant.
- 1. 36% agree with the condition.

- 2. 20% marks the condition as neutral.
 - 3. 28.0% strongly agree with the condition. Others are neglected.
- Whole time faculty:
 1. 63% agree with the condition.
 2. 22.2% marks the condition as neutral.
 Remaining percentages are negligible.

7. The teachers are encouraged to carry research

- Associate Professor:
 1. 52.9% agrees with the condition.
 2. 23.5% marks the condition as neutral.
 3. 11.8% strongly agree with the condition.
 Other percentages are negligible.
- Senior Assistant Professor:
 1. 50% agrees with the condition.
 2. 50% regards the condition as neutral.
- Assistant Professor:
 1. 59.5% agree with the condition.
 2. 13.5% strongly agrees with.
 3. 18.9% marks the condition as neutral. Remaining percentages are not significant.
- Guest Faculty:
 1. 55.6% agree with the condition.
 2. 18.5% marks the condition as neutral.
 3. 14.8% strongly agree with the condition. Remaining percentages are not significant.
- Whole time faculty:
 1. 64% agree with the condition.
 2. 16% marks the condition as neutral.
 Remaining percentages are negligible.

8. The teachers are encouraged to organize seminars/workshop/symposia/conference

- Associate Professor:
 1. 62.2% agrees with the condition.
 2. 16.2% marks the condition as neutral
 3. Another 16.2% strongly agrees with the condition.
 Remaining percentages are negligible.
- Senior Assistant Professor:
 1. 50% agrees with the condition and disagree.
 2. 50% regards the condition as neutral.
- Assistant Professor:
 1. 56.4% agree with the condition.
 2. 23.1% strongly agrees with.
 3. 15.4% marks the condition as neutral. Remaining percentages are not significant.
- Guest Faculty:
 1. 40% agree with the condition.
 2. 20% marks the condition as neutral.
 3. 24.0% strongly agree with the condition.
- Whole time faculty:
 1. 51.9% agree with the condition.
 2. 25.9% marks the condition as neutral.
 3. 14.8% strongly agree with the condition. Remaining percentages are negligible.

9. The teachers are encouraged to participate in seminars/workshop/symposia/conference

- Associate Professor:
 1. 61.8% agrees with the condition.
 2. 17.6% marks the condition as neutral
 3. 11.8% strongly agree with the condition. Remaining percentages are negligible.
- Senior Assistant Professor:
 1. 50% agrees with the condition.
 2. 50% regards the condition as neutral.
- Assistant Professor:
 1. 59.5% agree with the condition.
 2. 18.9% strongly agrees with.
 3. 13.5% marks the condition as neutral. Remaining percentages are not significant.
- Guest Faculty:
 1. 51.7% agree with the condition.

- 2. 20.7% marks the condition as neutral.
 - 3. 10.3% strongly agree with the condition. Remaining percentages of rankings are negligible.
- Whole time faculty:
 1. 63.3% agree with the condition.
 2. 23.3% marks the condition as neutral.
 3. 10.0% disagrees with the condition. Other percentages are not significant to undertake.

10. The teachers are encouraged to undertake extension service programs

- Associate Professor:
 1. 43.2% agrees with the condition.
 2. 13.5% strongly agrees with.
 3. 35.1% regards the condition as neutral. Remaining percentages are not significant.
- Senior Assistant Professor:
 1. 75% agrees with the condition.
 2. 25% regards the condition as neutral.
- Assistant Professor:
 1. 56.4% agree with the condition.
 2. 25.6% marks the condition as neutral.
 3. 15.4% strongly agree with the affirmation. Others are neglected due to non-significance.
- Guest Faculty:
 1. 48.1% agree with the condition.
 2. 22.2% strongly agree with the condition.
 3. 14.8% marks the condition as both as neutral and disagree. Others are neglected
- Whole time faculty:
 1. 68.0% agree with the condition.
 2. 12.0% marks the condition as both neutral and strongly agree.
 3. Remaining percentages are not significant.

11. The evaluation system followed by the university is effective

- Associate Professor:
 1. 40.5% agrees with the condition.
 2. 18.9% disagrees with.
 3. 21.6% marks the condition as neutral. Remaining percentages are insignificant.
- Senior Assistant Professor:
 1. 50% disagrees with the condition.
 2. 50% regards the condition as neutral.
- Assistant Professor:
 1. 48.7% agrees with the condition.
 2. 35.9% marks the condition as neutral.
 3. 10.3% disagree with the condition. Remaining are not significant.
- Guest Faculty:
 1. 44% agree with the condition.
 2. 24.0% strongly agrees with the condition
 3. 20% marks the condition as neutral.
- Whole time faculty:
 1. 59.3% agree with the condition.
 2. 18.5% marks the condition both as neutral and disagree. Remaining percentages are not significant.

Table 1: Curricular Aspect

2012-13		Strongly Disagree	Disagree	Neutral	Agree	Strongly Agree	Total
Relevance of the syllabus to the real life situations	Associate Professor	2	7	6	18	4	37
		5.4%	18.9%	16.2%	48.6%	10.8%	100.0%
	Senior Assistant Professor	0	0	4	0	0	4
		0.0%	0.0%	100.0%	0.0%	0.0%	100.0%
	Assistant Professor	1	1	10	20	2	34
		2.9%	2.9%	29.4%	58.8%	5.9%	100.0%
	Guest Faculty	3	4	5	13	2	27
11.1%		14.8%	18.5%	48.1%	7.4%	100.0%	
Whole Time Faculty	1	3	10	15	1	30	
	3.3%	10.0%	33.3%	50.0%	3.3%	100.0%	
Depth of the course content	Associate Professor	2	4	11	13	7	37
		5.4%	10.8%	29.7%	35.1%	18.9%	100.0%
	Senior Assistant Professor	0	0	4	0	0	4
		0%	0%	100%	0%	0%	100%
	Assistant Professor	0	1	10	21	5	37
		0.0%	2.7%	27.0%	56.8%	13.5%	100.0%
	Guest Faculty	0	3	2	15	7	27
0.0%		11.1%	7.4%	55.6%	25.9%	100.0%	
Whole Time Faculty	0	4	7	16	2	29	
	0.0%	13.8%	24.1%	55.2%	6.9%	100.0%	
Overall effectiveness of the curriculum in present competitive world	Associate Professor	0	4	13	17	3	37
		0.0%	10.8%	35.1%	45.9%	8.1%	100.0%
	Senior Assistant Professor	0	0	4	0	0	4
		0%	0%	100%	0%	0%	100%
	Assistant Professor	0	3	9	21	4	37
		0.0%	8.1%	24.3%	56.8%	10.8%	100.0%
	Guest Faculty	0	4	4	19	2	29
0.0%		13.8%	13.8%	65.5%	6.9%	100.0%	
Whole Time Faculty	0	3	8	18	3	32	
	0.0%	9.4%	25.0%	56.3%	9.4%	100.0%	
Employability is given weightage in curriculum design and development	Associate Professor	3	7	9	14	1	34
		8.8%	20.6%	26.5%	41.2%	2.9%	100.0%
	Senior Assistant Professor	0	1	3	0	0	4
		0%	25%	75%	0%	0%	100%
	Assistant Professor	0	5	9	15	5	34
		0.0%	14.7%	26.5%	44.1%	14.7%	100.0%
	Guest Faculty	0	4	2	15	6	27
0.0%		14.8%	7.4%	55.6%	22.2%	100.0%	
Whole Time Faculty	0	3	11	13	3	30	
	0.0%	10.0%	36.7%	43.3%	10.0%	100.0%	

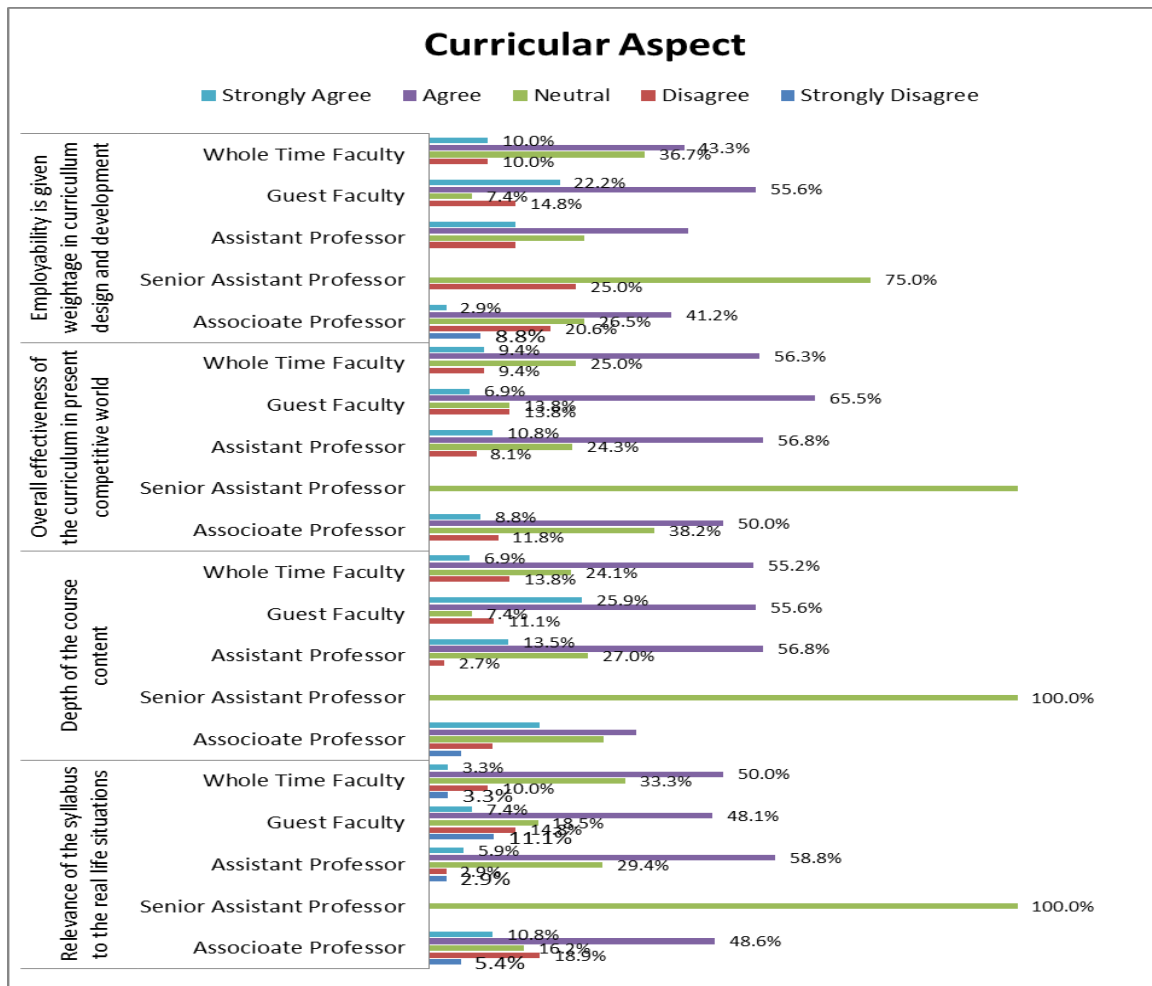


Table 2: Teaching, Learning and Evaluation Process

		Strongly Disagree	Disagree	Neutral	Agree	Strongly Agree	Total
Student centered learning resources are available in the college	Associate Professor	0	4	8	19	3	34
		0.0%	11.8%	23.5%	55.9%	8.8%	100.0%
	Senior Assistant Professor	0	0	3	1	0	4
		0%	0%	75%	25%	0%	100%
	Assistant Professor	0	5	11	13	5	34
		0.0%	14.7%	32.4%	38.2%	14.7%	100.0%
	Guest Faculty	0	4	5	13	3	25
0.0%		16.0%	20.0%	52.0%	12.0%	100.0%	
Whole Time Faculty	0	4	6	13	4	27	
	0.0%	14.8%	22.2%	48.1%	14.8%	100.0%	
The faculties are updating their knowledge and skills	Associate Professor	1	3	5	18	7	34
		2.9%	8.8%	14.7%	52.9%	20.6%	100.0%
	Senior Assistant Professor	0	0	1	3	0	4
		0.0%	0.0%	25.0%	75.0%	0.0%	100.0%
	Assistant Professor	0	0	7	25	7	39
		0.0%	0.0%	17.9%	64.1%	17.9%	100.0%
	Guest Faculty	0	4	5	10	6	25

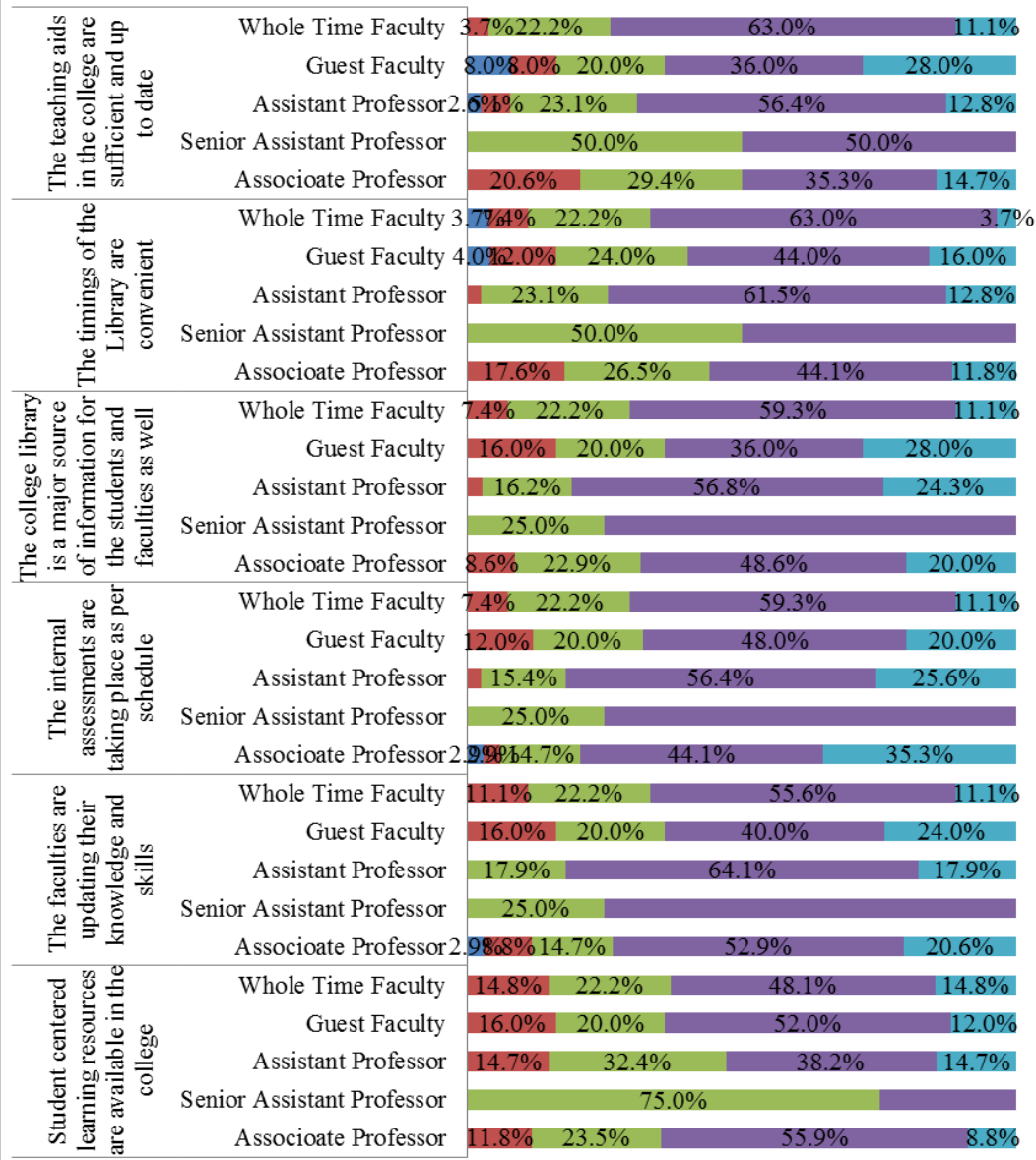
		0.0%	16.0%	20.0%	40.0%	24.0%	100.0%
	Whole Time Faculty	0	3	6	15	3	27
		0.0%	11.1%	22.2%	55.6%	11.1%	100.0%
The internal assessments are taking place as per schedule	Associate Professor	1	1	5	15	12	34
		2.9%	2.9%	14.7%	44.1%	35.3%	100.0%
	Senior Assistant Professor	0	0	1	3	0	4
		0%	0%	25%	75%	0%	100%
	Assistant Professor	0	1	6	22	10	39
		0.0%	2.6%	15.4%	56.4%	25.6%	100.0%
	Guest Faculty	0	3	5	12	5	25
		0.0%	12.0%	20.0%	48.0%	20.0%	100.0%
Whole Time Faculty	0	2	6	16	3	27	
	0.0%	7.4%	22.2%	59.3%	11.1%	100.0%	
The college library is a major source of information for the students and faculties as well	Associate Professor	0	3	8	17	7	35
		0.0%	8.6%	22.9%	48.6%	20.0%	100.0%
	Senior Assistant Professor	0	0	1	3	0	4
		0%	0%	25%	75%	0%	100%
	Assistant Professor	0	1	6	21	9	37
		0.0%	2.7%	16.2%	56.8%	24.3%	100.0%
	Guest Faculty	0	4	5	9	7	25
		0.0%	16.0%	20.0%	36.0%	28.0%	100.0%
	Whole Time Faculty	0	2	6	16	3	27
		0.0%	7.4%	22.2%	59.3%	11.1%	100.0%

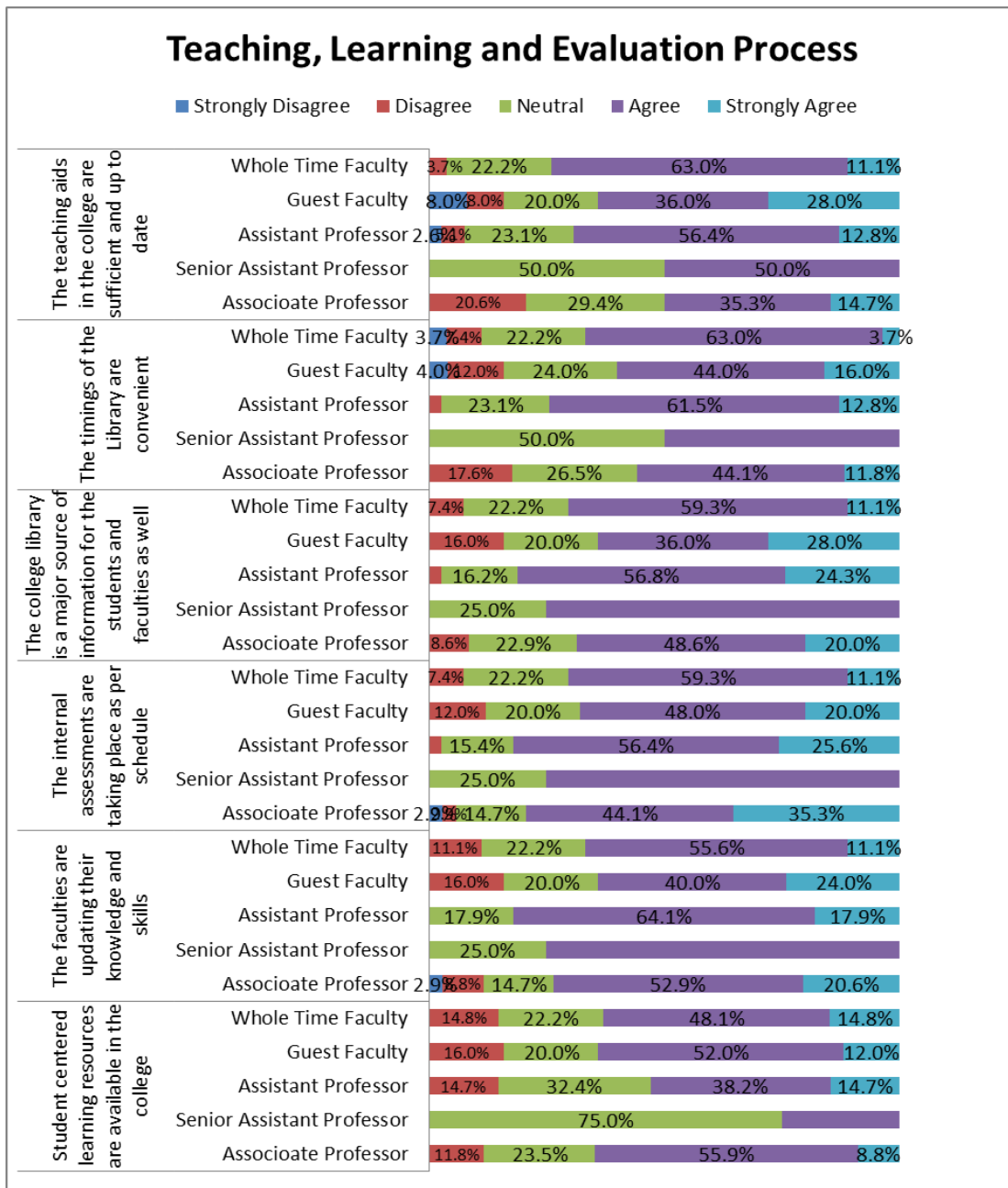
The timings of the Library are convenient	Associate Professor	0	6	9	15	4	34
		0.0%	17.6%	26.5%	44.1%	11.8%	100.0%
	Senior Assistant Professor	0	0	2	2	0	4
		0%	0%	50%	50%	0%	100%
	Assistant Professor	0	1	9	24	5	39
		0.0%	2.6%	23.1%	61.5%	12.8%	100.0%
Guest Faculty	1	3	6	11	4	25	
	4.0%	12.0%	24.0%	44.0%	16.0%	100.0%	
Whole Time Faculty	1	2	6	17	1	27	
	3.7%	7.4%	22.2%	63.0%	3.7%	100.0%	
The teaching aids in the college are sufficient and up to date	Associate Professor	0	7	10	12	5	34
		0.0%	20.6%	29.4%	35.3%	14.7%	100.0%
	Senior Assistant Professor	0	0	2	2	0	4
		0.0%	0.0%	50.0%	50.0%	0.0%	100.0%
	Assistant Professor	1	2	9	22	5	39
		2.6%	5.1%	23.1%	56.4%	12.8%	100.0%
Guest Faculty	2	2	5	9	7	25	
	8.0%	8.0%	20.0%	36.0%	28.0%	100.0%	
Whole Time Faculty	0	1	6	17	3	27	
	0.0%	3.7%	22.2%	63.0%	11.1%	100.0%	
The teaching aids in the college are sufficient and up to date	Associate Professor	0	7	10	12	5	34
		0.0%	20.6%	29.4%	35.3%	14.7%	100.0%
	Senior Assistant Professor	0	0	2	2	0	4
		0.0%	0.0%	50.0%	50.0%	0.0%	100.0%
	Assistant Professor	1	2	9	22	5	39
		2.6%	5.1%	23.1%	56.4%	12.8%	100.0%
Guest Faculty	2	2	5	9	7	25	
	8.0%	8.0%	20.0%	36.0%	28.0%	100.0%	
Whole Time Faculty	0	1	6	17	3	27	
	0.0%	3.7%	22.2%	63.0%	11.1%	100.0%	
The teachers are encouraged to carry research	Associate Professor	2	2	8	18	4	34
		5.9%	5.9%	23.5%	52.9%	11.8%	100.0%
	Senior Assistant Professor	0	0	2	2	0	4
		0.0%	0.0%	50.0%	50.0%	0.0%	100.0%
	Assistant Professor	0	3	7	22	5	37
		0.0%	8.1%	18.9%	59.5%	13.5%	100.0%
Guest Faculty	1	2	5	15	4	27	
	3.7%	7.4%	18.5%	55.6%	14.8%	100.0%	
Whole Time Faculty	1	3	4	16	1	25	
	4.0%	12.0%	16.0%	64.0%	4.0%	100.0%	

The teachers are encouraged to participate in seminars/workshops/symposia/conferences	Associate Professor	0	3	6	21	4	34	
		0.0%	8.8%	17.6%	61.8%	11.8%	100.0%	
	Senior Assistant Professor	0	0	2	2	0	4	
		0.0%	0.0%	50.0%	50.0%	0.0%	100.0%	
	Assistant Professor	0	3	5	22	7	37	
		0.0%	8.1%	13.5%	59.5%	18.9%	100.0%	
	Guest Faculty	0	5	6	15	3	29	
		0.0%	17.2%	20.7%	51.7%	10.3%	100.0%	
	Whole Time Faculty	0	3	7	19	1	30	
		0.0%	10.0%	23.3%	63.3%	3.3%	100.0%	
	The teachers are encouraged to undertake extension service programs	Associate Professor	1	2	13	16	5	37
			2.7%	5.4%	35.1%	43.2%	13.5%	100.0%
Senior Assistant Professor		0	0	3	1	0	4	
		0.0%	0.0%	75.0%	25.0%	0.0%	100.0%	
Assistant Professor		0	1	10	22	6	39	
		0.0%	2.6%	25.6%	56.4%	15.4%	100.0%	
Guest Faculty		0	4	4	13	6	27	
		0.0%	14.8%	14.8%	48.1%	22.2%	100.0%	
Whole Time Faculty		1	1	3	17	3	25	
		4.0%	4.0%	12.0%	68.0%	12.0%	100.0%	
The evaluation system followed by the University is effective		Associate Professor	3	7	8	15	4	37
			8.1%	18.9%	21.6%	40.5%	10.8%	100.0%
	Senior Assistant Professor	0	2	2	0	0	4	
		0%	50%	50%	0%	0%	100%	
	Assistant Professor	0	4	14	19	2	39	
		0.0%	10.3%	35.9%	48.7%	5.1%	100.0%	
	Guest Faculty	0	3	5	11	6	25	
		0.0%	12.0%	20.0%	44.0%	24.0%	100.0%	
	Whole Time Faculty	0	5	5	16	1	27	
		0.0%	18.5%	18.5%	59.3%	3.7%	100.0%	

Teaching, Learning and Evaluation Process

■ Strongly Disagree
 ■ Disagree
 ■ Neutral
 ■ Agree
 ■ Strongly Agree





C. Infrastructure

1. The classrooms and furniture available are adequate

- **Associate Professor:**
 1. 32.4% agrees with the condition.
 2. 23.5% marks the condition as neutral
 3. 29.4% disagrees with the condition
 4. 14.7% strongly agrees with the condition.
- **Senior Assistant Professor:**
 1. 50% agrees with the condition.
 2. 50% regards the condition as neutral.
- **Assistant Professor:**
 1. 51.4% agree with the condition.
 2. 24.3% marks the condition as neutral.
 3. 10.8% both disagree and strongly agree with the condition. Remaining percentages are not significant.
- **Guest Faculty:**
 1. 44% agree with the condition.
 2. 16% marks the condition as neutral.

- 3. 28% strongly agree with the condition.
 - 4. 12% disagrees with the condition.
 - **Whole time faculty:**
 - 1. 56% agree with the condition.
 - 2. 20% marks the condition as neutral. Remaining percentages are not significant.
- 2. The toilet facilities are sufficient for faculty and students**
- **Associate Professor:**
 - 1. 43.6% agrees with the condition.
 - 2. 12.8% regards the condition as neutral.
 - 3. 33.3%disagrees with the condition. Remaining percentages are not significant.
 - **Senior Assistant Professor:**
 - 1. 25% agrees with the condition.
 - 2. 50% regards the condition as neutral.
 - 3. 25% disagree with condition.
 - **Assistant Professor:**
 - 1. 43.2% agree with the condition.
 - 2. 27% marks the condition as neutral.
 - 3. 16.2% disagree with the condition.

Remaining percentages are not significant.
 - **Guest Faculty:**
 - 1. 36.0% agree with the condition.
 - 2. 32% strongly agree with the condition.
 - 3.20% marks the condition as neutral.
 - 4. 12% disagree
 - **Whole time faculty:**
 - 1. 63% agree with the condition.
 - 2. 18.5% marks the condition as neutral.
 - 3. 11.1% disagree. Remaining percentages are not significant.
- 3. The safe drinking water facility is available for students and faculties**
- **Associate Professor:**
 - 1. 32.4% agrees with the condition.
 - 2.26.5% marks the condition as neutral.
 - 3. 20.6% strongly agree with the condition
 - 4. 17.6% disagree with the condition. Remaining percentages are not significant.
 - **Senior Assistant Professor:**
 - 1. 50% agrees with the condition.
 - 2. 25% regards the condition as neutral.
 - 3. Remaining 25% disagree.
 - **Assistant Professor:**
 - 1. 51.3% agree with the condition.
 - 2. 23.1% marks the condition as neutral.
 - 3. 12.8% disagrees with the condition. Remaining percentages are not significant
 - **Guest Faculty:**
 - 1. 40% agree with the condition.
 - 2.28.0% strongly agrees with the condition
 - 3. 20% marks the condition as neutral.
 - 4. 12% disagree.
 - **Whole time faculty:**
 - 1. 46.7% agree with the condition.
 - 2. 30% marks the condition as neutral.
 - 3. 10% for both disagree and strongly agrees with the condition.
- 4. The buildings and furniture are well maintained**
- **Associate Professor:**
 - 1. 40% agrees with the condition.
 - 2.25.7% marks the condition as neutral
 - 3. 28.6% disagrees with the condition
 - **Senior Assistant Professor:**
 - 1. 25% agrees with the condition.

- 2. 25% regards the condition as neutral.
 - 3. 25% strongly disagree with the condition.
- 1. 41.2% agree with the condition.
 - 2. 38.2% marks the condition as neutral.
 - 3. 17.5% disagrees with the condition .Remaining percentages are not significant.
- 1. 50% agree with the condition.
 - 2. 35% marks the condition as neutral.
 - 3. 10% strongly agree with the condition.
 - 4. Remaining conditions are negligible.
- 1. 58.8% agree with the condition.
 - 2. 35.3% marks the condition as neutral.
 - 3. Remaining percentages are not significant.

5. The laboratories are adequately equipped (whenever applicable)

- 1. 32.4% agrees with the condition.
 - 2. 24.3% marks the condition as neutral
 - 3. 18.9% disagrees with the condition.
 - 4. 13.5% strongly agree. Remaining percentages are negligible.
- 1. 25% agrees with the condition.
 - 2. 75% regards the condition as neutral.
- 1. 51.3% agree with the condition.
 - 2. 15.4% marks the condition as neutral, along with strongly agree and disagree.
 - 3. Remaining percentages are not significant.
- 1. 52% agree with the condition.
 - 2. 24% marks the condition as neutral.
 - 3. 20% strongly agree. Remaining percentages are not significant.
- 1. 51.9% agrees with the condition.
 - 2. 22.2% marks the condition as neutral
 - 3. 11.1% disagree and strongly agree .Remaining percentages are negligible.

6. Parking facilities are available adequately in the campus

- 1. 33.3% agrees with the condition.
 - 2. 35.9% regards the condition as neutral.
 - 3. 10.3% disagrees with the condition.
 - 4. 12.8% strongly disagrees with the condition. Remaining percentages are negligible.
- 1. 75% agrees with the condition.
 - 2. 25% regards the condition as neutral.
- 1. 62.2% agree with the condition.
 - 2. 21.6% marks the condition as neutral.
 - 3. 13.5% strongly agrees with the condition. Remaining percentages are not significant.
- 1. 44.0% agree with the condition.
 - 2. 24.0% strongly agrees with as well as marks it as neutral. Remaining percentages are not significant.
- 1. 55.6% agree with the condition.
 - 2. 22.2% marks the condition as neutral.
 - 3. Remaining percentages are not significant.

7. Sports infrastructure is adequate

- **Associate Professor:**
 1. 20.6% agrees with the condition.
 2. 29.4% marks the condition as neutral
 3. 23.5% disagrees with the condition.
 4. 14.7% strongly agrees with the condition. Remaining percentages of the conditions are negligible
- **Senior Assistant Professor:**
 1. 25% agrees with the condition.
 2. 75% regards the condition as neutral.
- **Assistant Professor:**
 1. 53.8% agree with the condition.
 2. 15.4% marks the condition as neutral.
 3. 17.9% disagrees with the condition.
 4. 12.8% strongly agrees with the statement.
- **Guest Faculty:**
 1. 56.0% agree with the condition.
 2. 16% marks the condition as neutral.
 3. 24.0% strongly agree with the condition. Remaining percentages are negligible.
- **Whole time faculty:**
 1. 56.7% agree with the condition.
 2. 23.3% marks the condition as neutral.
 3. 10.0% disagree. Remaining percentages are negligible.

D. Governance, Leadership and Management

1. The administration is sincerely putting efforts for the development of the institution

- **Associate Professor:**
 1. 51.4% agrees with the condition.
 2. 28.6% regards the condition as *neutral*.
 3. Remaining percentages are not significant.
- **Senior Assistant Professor:**
 1. 38.2% agrees with the condition.
 2. 35.3% regards the condition as neutral.
 3. 14.7% strongly agrees with the condition. Remaining percentages are not significant to consider.
- **Assistant Professor:**
 1. 53.8% agree with the condition.
 2. 17.9% marks the condition as neutral.
 3. 20.5% strongly agree with the condition. Remaining percentages are not significant.
- **Guest Faculty:**
 1. 50.0% agree with the condition.
 2. 16.7% strongly agree with the condition.
 3. 23.3% marks the condition as neutral. Remaining percentages are not significant.
- **Whole time faculty:**
 1. 59.3% agree with the condition.
 2. 18.5% marks the condition as neutral as well as disagree with the condition. Remaining percentages are not significant.

2. The administration is accessible for the students as well as for the faculties

- **Associate Professor:**
 1. 33.3% agrees with the condition.
 2. 30.8% regards the condition as neutral.
 3. 17.9% strongly agrees with the condition. Remaining percentages are not significant.
- **Senior Assistant Professor:**
 1. 50% strongly agrees with the condition.
 2. 50% regards the condition as neutral.
- **Assistant Professor:**
 1. 54.1% agree with the condition.
 2. 24.3% strongly agree with the condition.
 3. 16.2% marks the condition as neutral. Remaining

- percentages are not significant.
 - 1. 56.0% agree with the condition.
 - 2. 24.0% strongly agree with the condition.
 - 3. 16.0% marks the condition as neutral. Remaining percentages are not significant.
- **Guest Faculty:**
 - 1. 48.1% agree with the condition.
 - 2. 25.9% marks the condition as neutral.
 - 3. 11.1% strongly agree with the condition. Remaining percentages are not significant.

3. The IQAC is working well for promoting quality in the institution

- **Associate Professor:**
 - 1. 50% agrees with the condition.
 - 2. 32.4% marks the condition as neutral
 - 3. 11.8% strongly agrees with the condition. Remaining percentages are not significant.
- **Senior Assistant Professor:**
 - 1. 25% agrees with the condition.
 - 2. 50% regards the condition as neutral.
 - 3. 25% strongly disagree with the condition.
- **Assistant Professor:**
 - 1. 56.4% agree with the condition.
 - 2. 15.4% marks the condition as neutral.
 - 3. 20.5% strongly agrees with the condition
 - 4. Remaining percentages are not significant.
- **Guest Faculty:**
 - 1. 60.0% agree with the condition.
 - 2. 20.0% marks the condition as neutral.
 - 3. 12.0% strongly agree with the condition. Remaining percentages are not significant.
- **Whole time faculty:**
 - 1. 63.0% agree with the condition.
 - 2. 25.9% marks the condition as neutral. Remaining percentages are not significant.

4. The College is providing adequate opportunities and support to the faculty and their family members

- **Associate Professor:**
 - 1. 35.3% agrees with the condition.
 - 2. 32.4% regards the condition as neutral.
 - 3. 20.6% strongly agrees with the condition. Remaining percentages are not significant.
- **Senior Assistant Professor:**
 - 1. 50% regards the condition as neutral.
 - 2. 50% strongly agrees with the condition.
- **Assistant Professor:**
 - 1. 59.0% agree with the condition
 - 2. 17.9% marks the condition as neutral as well as strongly agrees with it. Remaining percentages are not significant.
- **Guest Faculty:**
 - 1. 64.0% agree with the condition.
 - 2. 42.1% marks the condition as neutral as well as strongly agrees with it. Remaining percentages are not significant.
- **Whole time faculty:**
 - 1. 48.1% agree with the condition.
 - 2. 33.3% marks the condition as neutral. Remaining percentages are not significant.

5. Faculties are given freedom to express their opinions

- **Associate Professor:**
 - 1. 26.5% agrees with the condition.
 - 2. 38.2% regards the condition as neutral.
 - 3. 20.6% disagree with the statement. Remaining

- percentages are not significant.
 - 1. 75% regards the condition as neutral.
 - 2. 25% agrees with the condition.
- 1. 51.3% agree with the condition.
 - 2. 28.2% marks the condition as neutral. Remaining percentages are not significant.
- 1. 60.0% agree with the condition.
 - 2. 12.0% strongly agree with the condition.
 - 3. 20% marks the condition as neutral. Remaining percentages are not significant.
- 1. 63.3% agree with the condition.
 - 2. 20.0% marks the condition as neutral. Remaining percentages are not significant

Table 3: Infrastructure

		Strongly Disagree	Disagree	Neutral	Agree	Strongly Agree	Total	
The class rooms and furniture available are adequate	Associate Professor	0	10	8	11	5	34	
		0.0%	29.4%	23.5%	32.4%	14.7%	100.0%	
	Senior Assistant Professor	0	0	2	2	0	4	
		0.0%	0.0%	50.0%	50.0%	0.0%	100.0%	
	Assistant Professor	1	4	9	19	4	37	
		2.7%	10.8%	24.3%	51.4%	10.8%	100.0%	
	Guest Faculty	0	3	4	11	7	25	
		0.0%	12.0%	16.0%	44.0%	28.0%	100.0%	
	Whole Time Faculty	2	2	5	14	2	25	
		8.0%	8.0%	20.0%	56.0%	8.0%	100.0%	
	The toilet facilities are sufficient for faculty and students	Associate Professor	1	13	5	17	3	39
			2.6%	33.3%	12.8%	43.6%	7.7%	100.0%
Senior Assistant Professor		0	1	2	1	0	4	
		0.0%	25.0%	50.0%	25.0%	0.0%	100.0%	
Assistant Professor		2	6	10	16	3	37	
		5.4%	16.2%	27.0%	43.2%	8.1%	100.0%	
Guest Faculty		0	3	5	9	8	25	
		0.0%	12.0%	20.0%	36.0%	32.0%	100.0%	
Whole Time Faculty		0	3	5	17	2	27	
		0.0%	11.1%	18.5%	63.0%	7.4%	100.0%	
The safe drinking water facility is available for students and faculties		Associate Professor	1	6	9	11	7	34
			2.9%	17.6%	26.5%	32.4%	20.6%	100.0%
	Senior Assistant Professor	0	1	1	2	0	4	
		0.0%	25.0%	25.0%	50.0%	0.0%	100.0%	
	Assistant Professor	1	5	9	20	4	39	
		2.6%	12.8%	23.1%	51.3%	10.3%	100.0%	
	Guest Faculty	0	3	5	10	7	25	
		0.0%	12.0%	20.0%	40.0%	28.0%	100.0%	

	Whole Time Faculty	1	3	9	14	3	30
		3.3%	10.0%	30.0%	46.7%	10.0%	100.0%
The buildings and furniture are well maintained	Associate Professor	1	10	9	14	1	35
		2.9%	28.6%	25.7%	40.0%	2.9%	100.0%
	Senior Assistant Professor	0	0	2	1	1	4
		0.0%	0.0%	50.0%	25.0%	25.0%	100.0%
	Assistant Professor	1	6	13	14	0	34
		2.9%	17.6%	38.2%	41.2%	0.0%	100.0%
	Guest Faculty	0	1	7	10	2	20
		0.0%	5.0%	35.0%	50.0%	10.0%	100.0%
Whole Time Faculty	0	1	12	20	1	34	
0.0%	2.9%	35.3%	58.8%	2.9%	100.0%		
The laboratories are adequately equipped (wherever applicable)	Associate Professor	4	7	9	12	5	37
		10.8%	18.9%	24.3%	32.4%	13.5%	100.0%
	Senior Assistant Professor	0	0	3	1	0	4
		0.0%	0.0%	75.0%	25.0%	0.0%	100.0%
	Assistant Professor	1	6	6	20	6	39
		2.6%	15.4%	15.4%	51.3%	15.4%	100.0%
	Guest Faculty	0	1	6	13	5	25
		0.0%	4.0%	24.0%	52.0%	20.0%	100.0%
Whole Time Faculty	1	3	6	14	3	27	
3.7%	11.1%	22.2%	51.9%	11.1%	100.0%		
Parking facilities are available adequately in the campus	Associate Professor	3	4	14	13	5	39
		7.7%	10.3%	35.9%	33.3%	12.8%	100.0%
	Senior Assistant Professor	0	0	1	3	0	4
		0%	0%	25%	75%	0%	100%
	Assistant Professor	0	1	8	23	5	37
		0.0%	2.7%	21.6%	62.2%	13.5%	100.0%
	Guest Faculty	0	2	6	11	6	25
		0.0%	8.0%	24.0%	44.0%	24.0%	100.0%
Whole Time Faculty	0	5	6	15	1	27	
0.0%	18.5%	22.2%	55.6%	3.7%	100.0%		
Sports infrastructure is adequate	Associate Professor	4	8	10	7	5	34
		11.8%	23.5%	29.4%	20.6%	14.7%	100.0%
	Senior Assistant Professor	0	0	3	1	0	4
		0.0%	0.0%	75.0%	25.0%	0.0%	100.0%
	Assistant Professor	0	7	6	21	5	39
		0.0%	17.9%	15.4%	53.8%	12.8%	100.0%
	Guest Faculty	0	1	4	14	6	25
		0.0%	4.0%	16.0%	56.0%	24.0%	100.0%
Whole Time Faculty	2	3	7	17	1	30	
6.7%	10.0%	23.3%	56.7%	3.3%	100.0%		

Infrastructure

■ Strongly Agree
 ■ Agree
 ■ Neutral
 ■ Disagree
 ■ Strongly Disagree

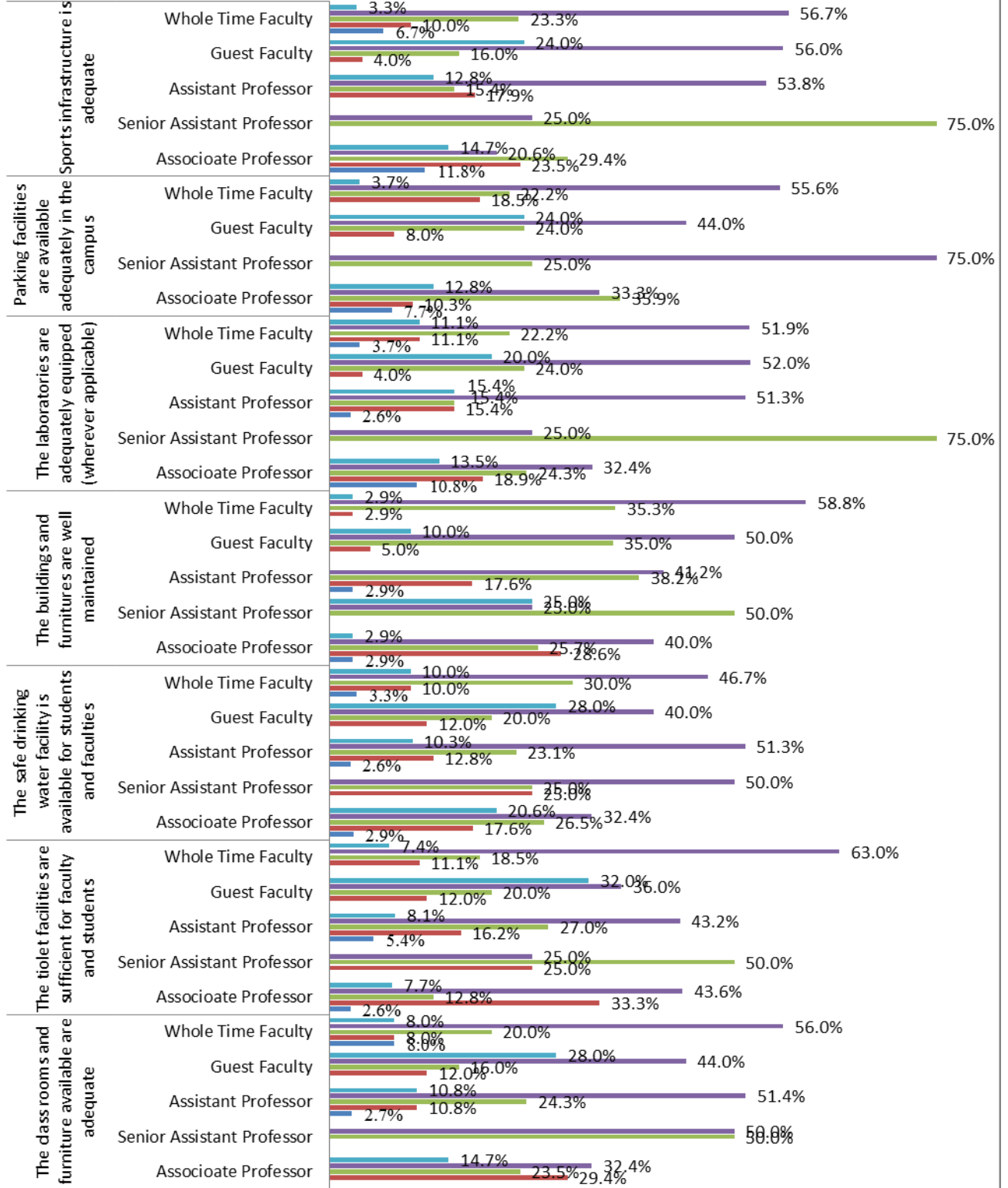


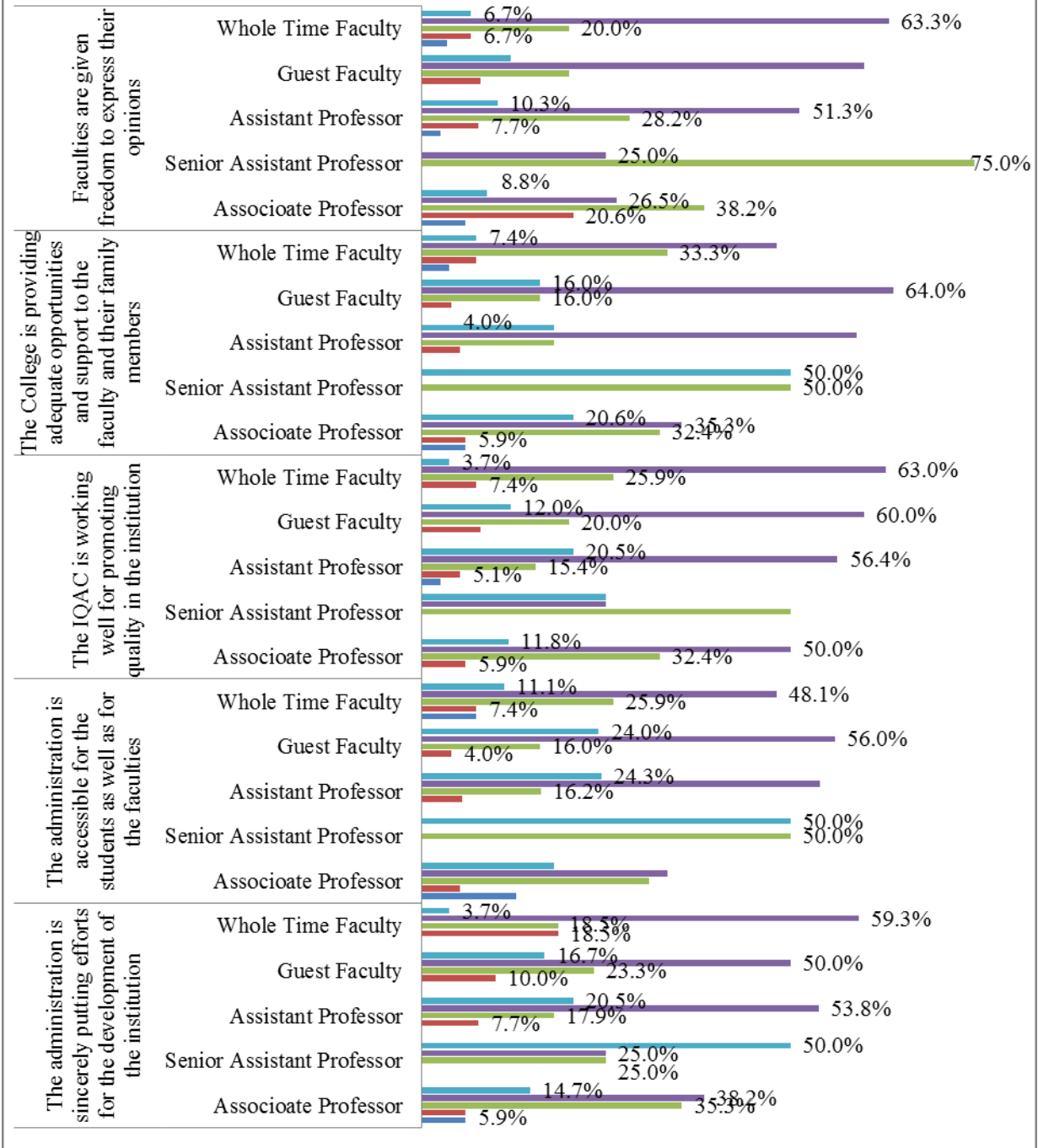
Table 4: Governance, Leadership and Management

		Strongly Disagree	Disagree	Neutral	Agree	Strongly Agree	Total
The administration is sincerely putting efforts for the development of the institution	Associate Professor	2	2	12	13	5	34
		5.9%	5.9%	35.3%	38.2%	14.7%	100.0%
	Senior Assistant Professor	0	0	1	1	2	4
		0.0%	0.0%	25.0%	25.0%	50.0%	100.0%
	Assistant Professor	0	3	7	21	8	39
		0.0%	7.7%	17.9%	53.8%	20.5%	100.0%
	Guest Faculty	0	3	7	15	5	30
		0.0%	10.0%	23.3%	50.0%	16.7%	100.0%
Whole Time Faculty	0	5	5	16	1	27	
	0.0%	18.5%	18.5%	59.3%	3.7%	100.0%	
The administration is accessible for the students as well as for the faculties	Associate Professor	5	2	12	13	7	39
		12.8%	5.1%	30.8%	33.3%	17.9%	100.0%
	Senior Assistant Professor	0	0	2	0	2	4
		0.0%	0.0%	50.0%	0.0%	50.0%	100.0%
	Assistant Professor	0	2	6	20	9	37
		0.0%	5.4%	16.2%	54.1%	24.3%	100.0%
	Guest Faculty	0	1	4	14	6	25
		0.0%	4.0%	16.0%	56.0%	24.0%	100.0%
Whole Time Faculty	2	2	7	13	3	27	
	7.4%	7.4%	25.9%	48.1%	11.1%	100.0%	
The IQAC is working well for promoting quality in the institution	Associate Professor	0	2	11	17	4	34
		0.0%	5.9%	32.4%	50.0%	11.8%	100.0%
	Senior Assistant Professor	0	0	2	1	1	4
		0.0%	0.0%	50.0%	25.0%	25.0%	100.0%
	Assistant Professor	1	2	6	22	8	39
		2.6%	5.1%	15.4%	56.4%	20.5%	100.0%
	Guest Faculty	0	2	5	15	3	25
		0.0%	8.0%	20.0%	60.0%	12.0%	100.0%
Whole Time Faculty	0	2	7	17	1	27	
	0.0%	7.4%	25.9%	63.0%	3.7%	100.0%	
The College is providing adequate opportunities and support to the faculty and their family members	Associate Professor	2	2	11	12	7	34
		5.9%	5.9%	32.4%	35.3%	20.6%	100.0%
	Senior Assistant Professor	0	0	2	0	2	4
		0.0%	0.0%	50.0%	0.0%	50.0%	100.0%
	Assistant Professor	0	2	7	23	7	39
		0.0%	5.1%	17.9%	59.0%	17.9%	100.0%
	Guest Faculty	0	1	4	16	4	25
		0.0%	4.0%	16.0%	64.0%	16.0%	100.0%
Whole Time Faculty	1	2	9	13	2	27	
	3.7%	7.4%	33.3%	48.1%	7.4%	100.0%	

Facilities of the sitting arrangements in the library	Associate Professor	2	7	13	9	3	34
		5.9%	20.6%	38.2%	26.5%	8.8%	100.0%
	Senior Assistant Professor	0	0	3	1	0	4
		0.0%	0.0%	75.0%	25.0%	0.0%	100.0%
	Assistant Professor	1	3	11	20	4	39
		2.6%	7.7%	28.2%	51.3%	10.3%	100.0%
	Guest Faculty	0	2	5	15	3	25
		0.0%	8.0%	20.0%	60.0%	12.0%	100.0%
	Whole Time Faculty	1	2	6	19	2	30
		3.3%	6.7%	20.0%	63.3%	6.7%	100.0%

Chart Title

■ Strongly Agree
 ■ Agree
 ■ Neutral
 ■ Disagree
 ■ Strongly Disagree



CONCLUSION:

In Circular Aspect, for the condition 'Relevance of the syllabus to the real life situations' Whole Time Faculty has agreed with the condition with a maximum of 70.6%

In Teaching, Learning and Evaluation Process, for the conditions 'Internal assessments are taking place as per schedule' Senior Assistant Professors has agreed with the condition with a maximum of 75%.

In Infrastructure, for the condition 'class rooms and furniture available are adequate' and 'safe drinking water facility is available for students and faculties', Senior Assistant Professors has agreed with the condition with a maximum of 75%.

In Governance, Leadership and Management, for the condition 'College is providing adequate opportunities and support to the faculty and their family members' Senior Assistant Professors has Strongly agreed with the condition with a maximum of 75.