

## FACULTY FEEDBACK ANALYSES (2010-2011)

### A. Curricular Aspects

#### 1. Relevance of the syllabus to the real life situations

- **Associate Professor:**
  1. 54.3% agree the condition.
  2. 20% mark it as neutral.
  3. 17.1% disagrees with the condition.Remaining percentages are not significant.
- **Senior Assistant Professor:**
  1. 75% mark it as neutral.
  2. 25% agrees with it.
- **Assistant Professor:**
  1. 47.1% agrees the condition
  2. 44.1% regards as neutral.
  3. 8.8% disagrees with the condition.Remaining percentages are not significant.
- **Guest Faculty:**
  1. 65% agrees with the condition
  2. 25% regards as neutral.
  3. 10% strongly agree with this condition.Remaining percentages are not significant.
- **Whole time Faculty:**
  1. 70.6% agree with the condition.
  2. 17.6% neutral and 8.8% disagrees with the condition.Remaining percentages are insignificant.

#### 2. Depth of the course content

- **Associate Professor:**
  1. 40% agree with the condition.
  2. 37.1% mark it as neutral.
  3. 8.6% strongly agrees as well as disagrees with the condition.Remaining percentages are not significant.
- **Senior Assistant Professor:**
  1. 75% mark it as neutral.
  2. 25% agrees with the condition.
- **Assistant Professor:**
  1. 64.7% agrees the condition
  2. 29.4% regards as neutral.
  3. 5.9% strongly agrees with.Remaining percentages are not significant.

- **Guest Faculty:**
  1. 60% agrees with the condition
  2. 20% mark it as neutral.
  3. 15% strongly agrees with.

Remaining percentages are not significant.
- **Whole time Faculty:**
  1. 61.8% agree with the condition.
  2. 23.5% remains neutral.
  3. 8.8% disagrees and 5.9% strongly agree with the condition.

Remaining percentages are not significant.

### **3. Overall effectiveness of the curriculum in present competitive world**

- **Associate Professor:**
  1. 42.9% agree the condition.
  2. 31.4% mark it as neutral.
  3. 20% disagree with the condition.

Remaining percentages are negligible.
- **Senior Assistant Professor:**
  1. 75% considers the above mentioned condition as neutral.
  2. 25% disagrees to the condition.
- **Assistant Professor:**
  1. 52.9% agrees with the condition.
  2. 32.4% regards the condition as neutral.

Remaining percentages are not significant.
- **Guest Faculty:**
  1. 70% agrees the condition
  2. Other 25% neutral with the condition.

Remaining percentages are insignificant.
- **Whole time Faculty:**
  1. 64.7% agree with the condition.
  2. 26.5% marks the condition as neutral

Remaining percentages are insignificant.

### **4. Employability is given weightage in curriculum design and development**

- **Associate Professor:**
  1. 40% agree the condition.
  2. 31.4% mark it as neutral.
  3. 17% disagree with the condition.

Remaining percentages are not significant.
- **Senior Assistant Professor:**
  1. 75% mark it as neutral.
  2. 25% agree with the condition.
- **Assistant Professor:**
  1. 38% agrees with the condition.
  2. 31% regards the condition as neutral.
  3. 18% strongly agrees with the condition.

4. 13% disagrees with the condition.

▪ **Guest Faculty:**

1. 52% agrees the condition
2. 24% strongly agrees with
3. 16% disagree with the condition.

Remaining percentages are insignificant.

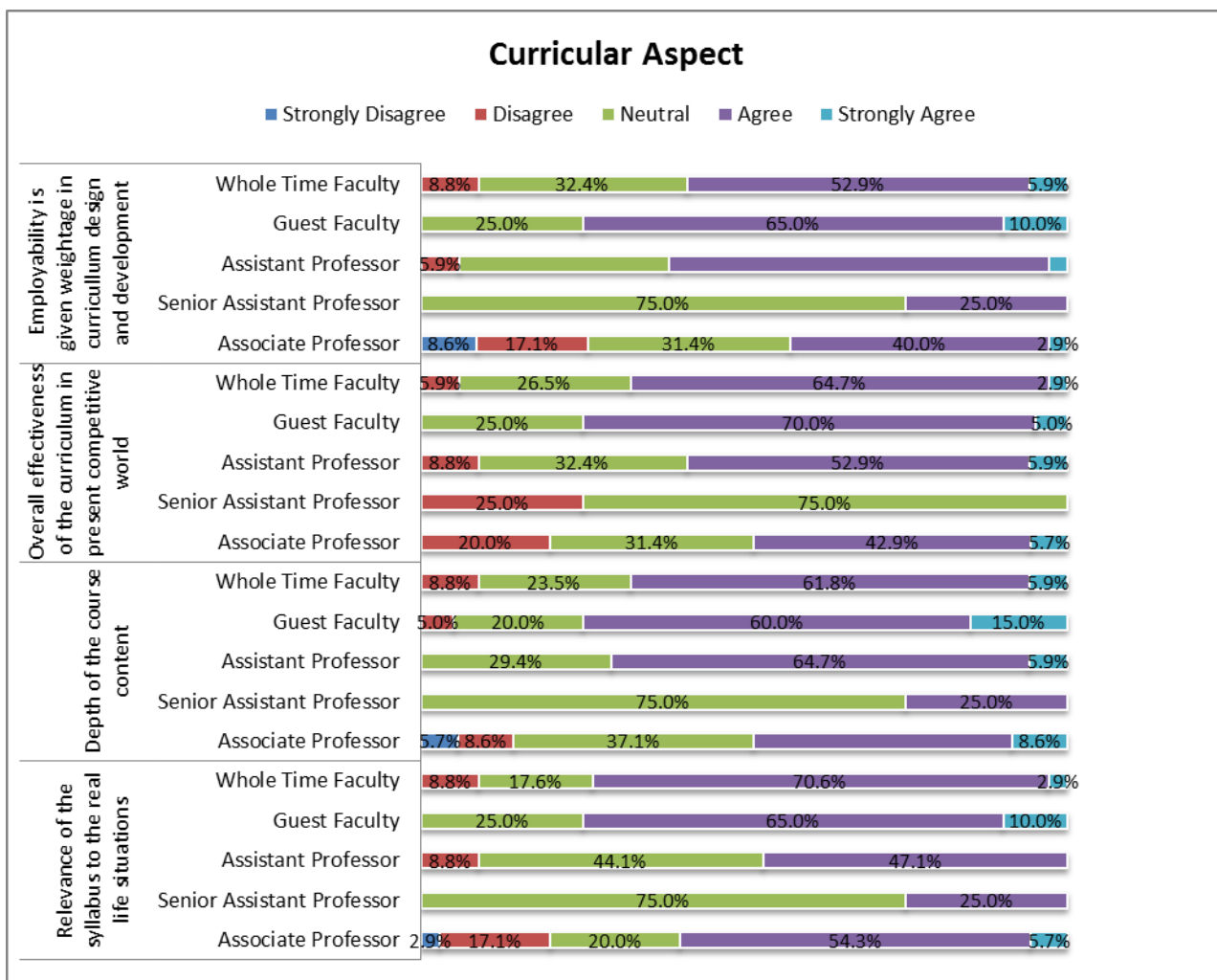
▪ **Whole time Faculty:**

1. 48% agrees with the condition.
  2. 30% considers it as neutral
  3. 11% strongly agree with the condition.
- 11% disagree to the above condition.

**Table 1: Curricular Aspects**

Curricular Aspect		Strongly Disagree	Disagree	Neutral	Agree	Strongly Agree	total
<b>Relevance of the syllabus to the real life situations</b>	Associate Professor	1 2.9%	6 17.1%	7 20.0%	19 54.3%	2 5.7%	35 100.0%
	Senior Assistant Professor	0 0.0%	0 0.0%	3 75.0%	1 25.0%	0 0.0%	4 100.0%
	Assistant Professor	0 0.0%	3 8.8%	15 44.1%	16 47.1%	0 0.0%	34 100.0%
	Guest Faculty	0 0.0%	0 0.0%	5 25.0%	13 65.0%	2 10.0%	20 100.0%
	Whole Time Faculty	0 0.0%	3 8.8%	6 17.6%	24 70.6%	1 2.9%	34 100.0%
	Associate Professor	2 5.7%	3 8.6%	13 37.1%	14 40.0%	3 8.6%	35 100.0%
	Senior Assistant Professor	0 0.0%	0 0.0%	3 75.0%	1 25.0%	0 0.0%	4 100.0%
<b>Depth of the course content</b>	Assistant Professor	0 0.0%	0 0.0%	10 29.4%	22 64.7%	2 5.9%	34 100.0%
	Guest Faculty	0 0.0%	1 5.0%	4 20.0%	12 60.0%	3 15.0%	20 100.0%
	Whole Time Faculty	0 0.0%	3 8.8%	8 23.5%	21 61.8%	2 5.9%	34 100.0%
	Associate Professor	0 0.0%	7 20.0%	11 31.4%	15 42.9%	2 5.7%	35 100.0%
	Senior Assistant Professor	0 0.0%	1 25.0%	3 75.0%	0 0.0%	0 0.0%	4 100.0%
	Assistant Professor	0 0.0%	3 8.8%	11 32.4%	18 52.9%	2 5.9%	34 100.0%
<b>Overall effectiveness of the curriculum in present competitive world</b>	Guest Faculty	0 0.0%	0 0.0%	5 25.0%	14 70.0%	1 5.0%	20 100.0%
	Whole Time Faculty	0 0.0%	2 5.9%	9 26.5%	22 64.7%	1 2.9%	34 100.0%
	Associate Professor	3 8.6%	6 17.1%	11 31.4%	14 40.0%	1 2.9%	35 100.0%
	Senior Assistant Professor	0 0.0%	0 0.0%	3 75.0%	1 25.0%	0 0.0%	4 100.0%
	Assistant Professor	0 0.0%	2 5.9%	11 32.4%	20 58.8%	1 2.9%	34 100.0%
	Guest Faculty	0 0.0%	0 0.0%	5 25.0%	13 65.0%	2 10.0%	20 100.0%
<b>Employability is given weightage in curriculum design and development</b>	Associate Professor	3 8.6%	6 17.1%	11 31.4%	14 40.0%	1 2.9%	35 100.0%
	Senior Assistant Professor	0 0.0%	0 0.0%	3 75.0%	1 25.0%	0 0.0%	4 100.0%
	Assistant Professor	0 0.0%	2 5.9%	11 32.4%	20 58.8%	1 2.9%	34 100.0%
	Guest Faculty	0 0.0%	0 0.0%	5 25.0%	13 65.0%	2 10.0%	20 100.0%
	Associate Professor	3 8.6%	6 17.1%	11 31.4%	14 40.0%	1 2.9%	35 100.0%
	Senior Assistant Professor	0 0.0%	0 0.0%	3 75.0%	1 25.0%	0 0.0%	4 100.0%

	Whole Time Faculty	0 0.0%	3 8.8%	11 32.4%	18 52.9%	2 5.9%	34 100.0%
--	--------------------	-----------	-----------	-------------	-------------	-----------	--------------



## B. Teaching, Learning and Evaluation Process

### 1. Student centered learning resources are available in the college

- **Associate Professor:**

  1. 52.9% agrees with the condition.
  2. 26.5% marks it as neutral.
  3. 20% disagree with the condition.

Remaining percentages are insignificant.
- **Senior Assistant Professor:**

  1. 75% mark it as neutral.
  2. 25% disagree with the condition.
- **Assistant Professor:**

  1. 5.9% agrees with the condition.
  2. 26.5% regards the condition as neutral.
  3. 17.6% strongly agrees with the condition.

- **Guest Faculty:**
    1. 60% agree with the condition.
    2. 30% marks the condition as neutral.
  
  - **Whole time Faculty:**
    1. 48% agree with the condition.
    2. 22% marks the condition as neutral.
    3. 15% disagrees with the condition
    4. 15% strongly agree with the condition.
2. **The faculties are updating their knowledge and skill**
- **Associate Professor:**
    1. 48.6% agrees with the condition.
    2. 20% strongly agrees with.
    - 3.17% marks the condition as neutral.

Remaining percentages are not significant.
  
  - **Senior Assistant Professor:**
    1. 50% agrees with the condition.
    2. 25% regards the condition as neutral and strongly agree.
  
  - **Assistant Professor:**
    1. 70.6% agree with the condition.
    2. 11.8% marks the condition as neutral.
  
  - **Guest Faculty:**
    1. 60% agree with the condition.
    2. 15% strongly agree with the condition.
    3. 25% marks the condition as neutral.
  
  - **Whole time Faculty:**
    1. 70.6% agree with the condition.
    2. 26.5% marks the condition as neutral.
    3. 11% disagrees with the condition
3. **The internal assessments are taking place as per schedule**
- **Associate Professor:**
    1. 42.9% agrees with the condition.
    2. 34.3% strongly agrees with.
    3. 17.1% marks the condition as neutral.

Remaining percentages are insignificant.
  
  - **Senior Assistant Professor:**
    1. 75% agrees with the condition.
    2. 25% regards the condition as neutral.
  
  - **Assistant Professor:**
    1. 55.9% agree with the condition.
    2. 26.5% strongly agrees with.
    3. 14.7% marks the condition as neutral.

Remaining percentages are not significant.

- **Guest Faculty:**
  1. 48% agree with the condition.
  2. 20% marks the condition as neutral.
  3. 12% disagrees with the condition
  4. Remaining 20% strongly agrees with the condition.
  
- **Whole time Faculty:**
  1. 60% agree with the condition.
  2. 30% marks the condition as neutral.
  3. 10% strongly agrees with the condition.

Remaining percentages are negligible.
  
- 4. The college library is a major source of information for the students and faculties as well**
  
- **Associate Professor:**
  1. 54.3% agrees with the condition.
  2. 14.3% strongly agrees with.
  3. Other 17.1% marks the condition as neutral.

Remaining percentages are insignificant.
  
- **Senior Assistant Professor:**
  1. 50% agrees with the condition.
  2. 25% regards the condition as neutral
  3. 25% strongly disagree.
  
- **Assistant Professor:**
  1. 61.8% agree with the condition.
  2. 14.7% strongly agrees with.
  3. 20.6% marks the condition as neutral.

Remaining percentages are not significant.
  
- **Guest Faculty:**
  1. 50% agree with the condition.
  2. 20% strongly agrees with the condition
  3. 30% marks the condition as neutral.
  
- **Whole time Faculty:**
  1. 73.5% agree with the condition.
  2. 14.7% marks the condition as neutral.

Remaining percentages are not significant.
  
- 5. The timings of the library are convenient**
  
- **Associate Professor:**
  1. 42.9% agrees with the condition.
  2. 25.7% marks the condition as neutral
  3. 17.1% disagrees with the condition
  4. 11.4% strongly agrees with the condition.
  
- **Senior Assistant Professor:**
  1. 50% agrees with the condition.
  2. 50% regards the condition as neutral.

- **Assistant Professor:**
  1. 68% agree with the condition.
  2. 21% marks the condition as neutral.

Remaining percentages are not significant.
- **Guest Faculty:**
  1. 55% agree with the condition.
  2. 35% marks the condition as neutral.
  3. 10% strongly agree with the condition.
- **Whole time Faculty:**
  1. 65% agree with the condition.
  2. 32% marks the condition as neutral.

Remaining percentages are negligible.

#### 6. The teaching aids in the college are sufficient and up to date

- **Associate Professor:**
  1. 46% agrees with the condition.
  2. 23% marks the condition as neutral
  3. 29% disagrees with the condition

Others are negligible.
- **Senior Assistant Professor:**
  1. 25% agrees with the condition and disagree.
  2. 50% regards the condition as neutral.
- **Assistant Professor:**
  1. 59% agree with the condition.
  2. 12% disagrees with.
  3. 18% marks the condition as neutral.

Remaining percentages are not significant.
- **Guest Faculty:**
  1. 45% agree with the condition.
  2. 40% marks the condition as neutral.
  3. 10% strongly agree with the condition.

Others are negligible.
- **Whole time Faculty:**
  1. 47% **agree** with the condition.
  2. 41% marks the condition as **neutral**.

Remaining percentages are negligible.

#### 7. The teachers are encouraged to carry research

- **Associate Professor:**
  1. 54% agrees with the condition.
  2. 23% marks the condition as neutral.

Others are negligible i.e below 10%.
- **Senior Assistant Professor:**
  1. 50% agrees with the condition.
  2. 50% regards the condition as neutral.

- **Assistant Professor:**
  1. 65% agree with the condition.
  2. 12% strongly agrees with.
  3. 18% marks the condition as neutral.

Remaining percentages are not significant.
- **Guest Faculty:**
  1. 60% agree with the condition.
  2. 30% marks the condition as neutral.
  3. 10% strongly agree with the condition.

Remaining percentages are not significant.
- **Whole time Faculty:**
  1. 62% agree with the condition.
  2. 21% marks the condition as neutral.

Remaining percentages are negligible.

**8. The teachers are encouraged to organize seminars/workshop/symposia/ conference**

- **Associate Professor:**
  1. 66% agrees with the condition.
  2. 11% marks the condition as neutral
  3. 11% strongly agrees with the condition.

Remaining percentages are negligible.
- **Senior Assistant Professor:**
  1. 25% agrees with the condition and disagree.
  2. 50% regards the condition as neutral.
- **Assistant Professor:**
  1. 62% agree with the condition.
  2. 18% strongly agrees with.
  3. 12% marks the condition as neutral.

Remaining percentages are not significant.
- **Guest Faculty:**
  1. 50% agree with the condition.
  2. 35% marks the condition as neutral.
  - 3.15% strongly agree with the condition.
- **Whole time Faculty:**
  1. 68% agree with the condition.
  2. 24% marks the condition as neutral.

Remaining percentages are negligible.

**9. The teachers are encouraged to participate in seminars/workshop/symposia/ conference**

- **Associate Professor:**
  1. 68% agrees with the condition.
  2. 24% marks the condition as neutral

Remaining percentages are negligible.



- **Senior Assistant Professor:**
  1. 50% agrees with the condition.
  2. 50% regards the condition as neutral.
  
- **Assistant Professor:**
  1. 68% agree with the condition.
  2. 15% strongly agrees with.
  3. 18% marks the condition as neutral.

Remaining percentages are not significant.
  
- **Guest Faculty:**
  1. 60% agree with the condition.
  2. 30% marks the condition as neutral.
  3. 10% strongly agree with the condition.

Remaining conditions are negligible.
  
- **Whole time Faculty:**
  1. 55.9% agree with the condition.
  2. 26.5% marks the condition as neutral.
  3. 14.7% strongly agrees with the condition.

**10. The teachers are encouraged to undertake extension service programs**

- **Associate Professor:**
  1. 54.3% agrees with the condition.
  2. 14.3% strongly agrees with.
  3. 22.9% regards the condition as neutral.

Remaining percentages are not significant.
  
- **Senior Assistant Professor:**
  1. 25% agrees with the condition and strongly agree.
  2. 50% regards the condition as neutral.
  
- **Assistant Professor:**
  1. 61.8% agree with the condition.
  2. 26.5% marks the condition as neutral.

Others are neglected.
  
- **Guest Faculty:**
  1. 60% agree with the condition.
  2. 15% strongly agree with the condition.
  3. 25% marks the condition as neutral.

Others are neglected.
  
- **Whole time Faculty:**
  1. 54.5% agree with the condition.
  2. 27.3% marks the condition as neutral.

Remaining percentages are not significant.

**11. Condition xi: *The evaluation system followed by the university is effective***

- **Associate Professor:**
  1. 35.3% agrees with the condition.
  2. 29.4% disagrees with.

3. 20.6% marks the condition as neutral.  
Remaining percentages are insignificant.

- **Senior Assistant Professor:**
  1. 75% disagrees with the condition.
  2. 25% regards the condition as neutral.
  
- **Assistant Professor:**
  1. 50% agrees with the condition.
  2. 35.3% marks the condition as neutral.
  3. 14.7% disagree with the condition.

Remaining percentages are insignificant.
  
- **Guest Faculty:**
  1. 60% agree with the condition.
  2. 10% strongly agrees with the condition
  3. 30% marks the condition as neutral.
  
- **Whole time Faculty:**
  1. 52.9% agree with the condition.
  2. 38.2% marks the condition as neutral.

Remaining percentages are not significant.

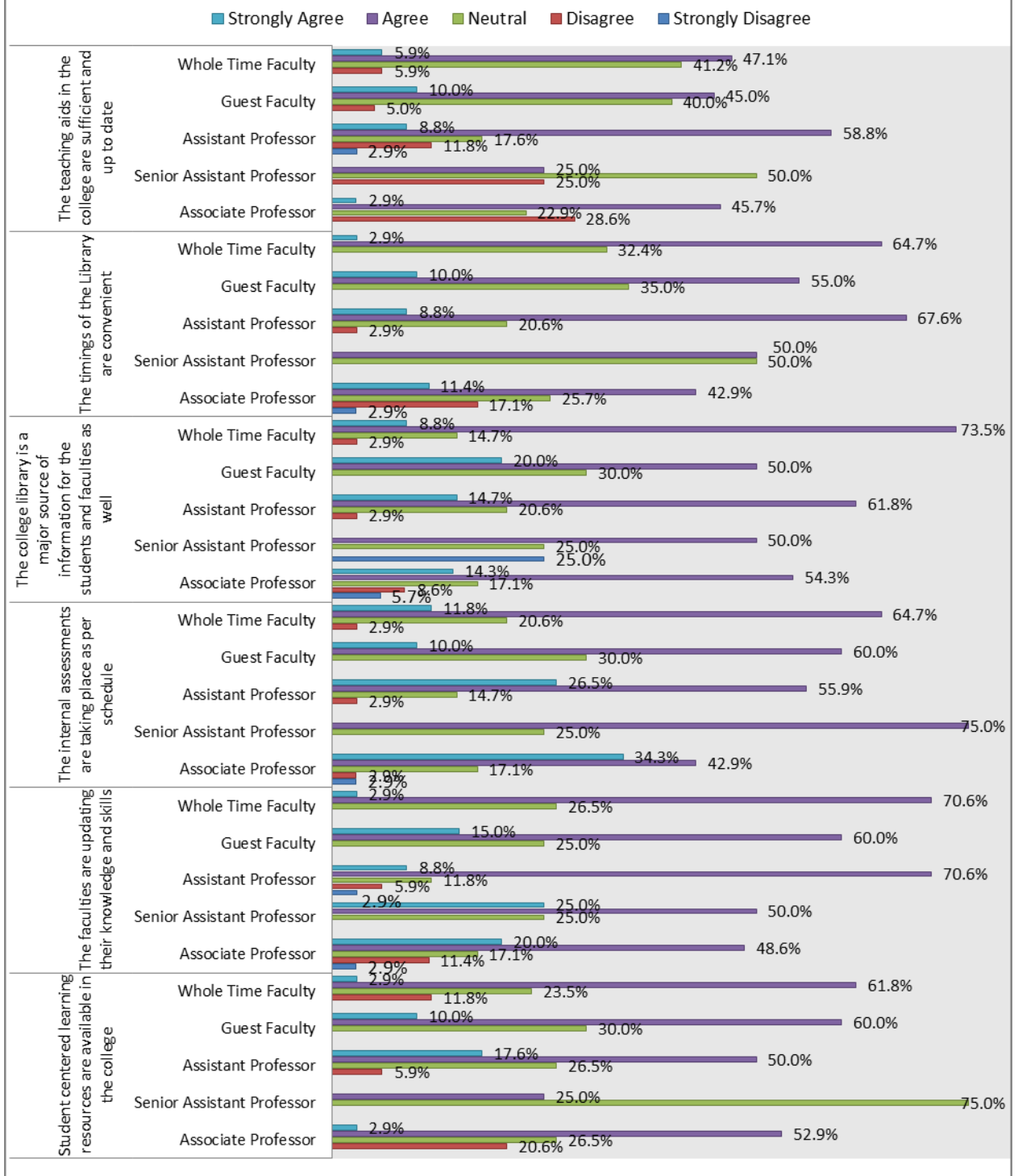
**Table 2- Teaching, Learning and Evaluation Process**

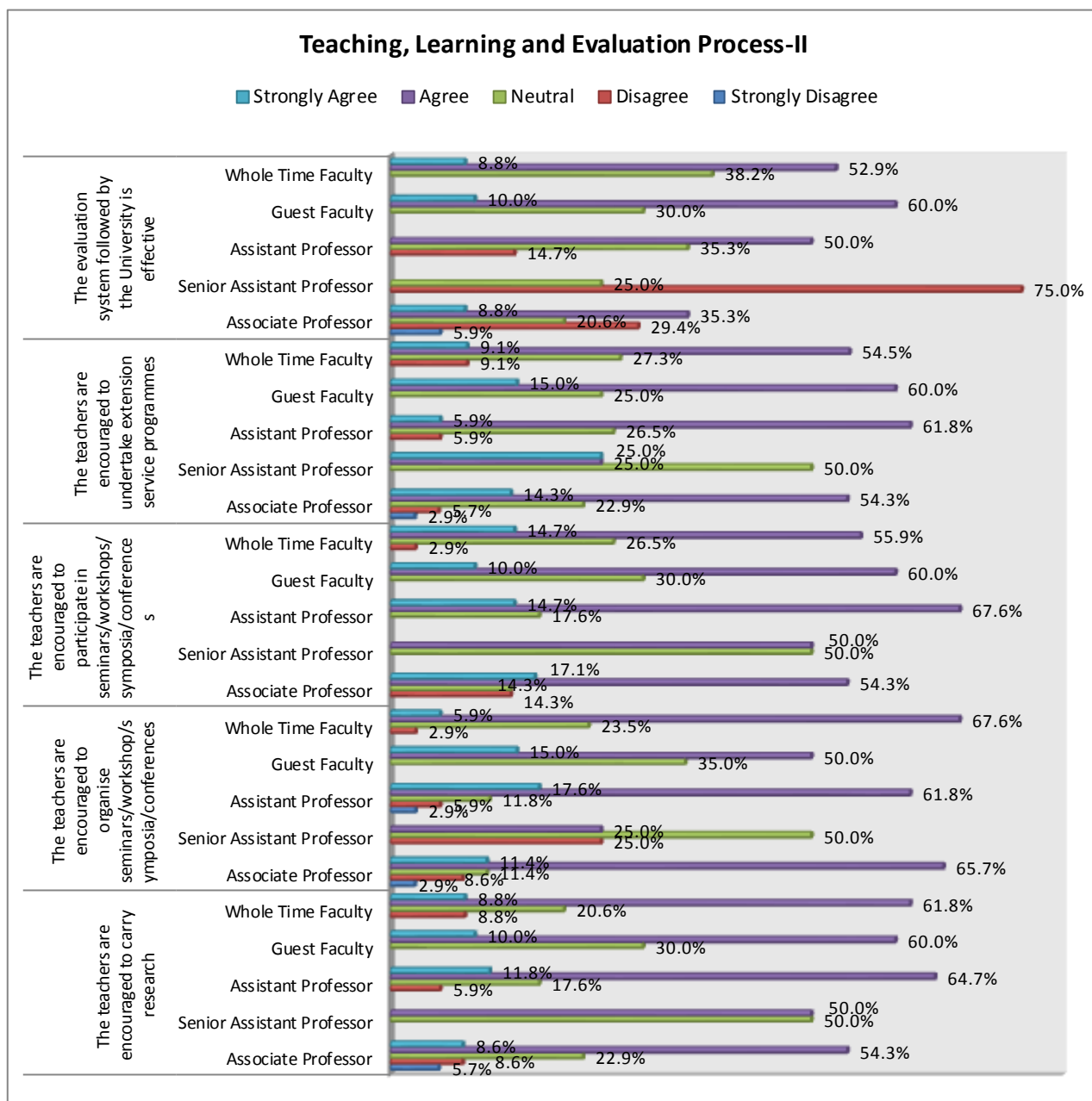
		<b>Strongly Disagree</b>	<b>Disagree</b>	<b>Neutral</b>	<b>Agree</b>	<b>Strongly Agree</b>	<b>Total</b>
<b>Student centered learning resources are available in the college</b>	Associate Professor	0 0.0%	7 20.6%	9 26.5%	18 52.9%	1 2.9%	35 102.9%
	Senior Assistant Professor	0 0.0%	0 0.0%	3 75.0%	1 25.0%	0 0.0%	4 100.0%
	Assistant Professor	0 0.0%	2 5.9%	9 26.5%	17 50.0%	6 17.6%	34 100.0%
	Guest Faculty	0 0.0%	0 0.0%	6 30.0%	12 60.0%	2 10.0%	20 100.0%
	Whole Time Faculty	0 0.0%	4 11.8%	8 23.5%	21 61.8%	1 2.9%	34 100.0%
<b>The faculties are updating their knowledge and skills</b>	Associate Professor	1 2.9%	4 11.4%	6 17.1%	17 48.6%	7 20.0%	35 100.0%
	Senior Assistant Professor	0 0.0%	0 0.0%	1 25.0%	2 50.0%	1 25.0%	4 100.0%
	Assistant Professor	1 2.9%	2 5.9%	4 11.8%	24 70.6%	3 8.8%	34 100.0%
	Guest Faculty	0 0.0%	0 0.0%	5 25.0%	12 60.0%	3 15.0%	20 100.0%
	Whole Time Faculty	0 0.0%	0 0.0%	9 26.5%	24 70.6%	1 2.9%	34 100.0%
<b>The internal assessments are taking place as per schedule</b>	Associate Professor	1 2.9%	1 2.9%	6 17.1%	15 42.9%	12 34.3%	35 100.0%
	Senior Assistant Professor	0 0.0%	0 0.0%	1 25.0%	3 75.0%	0 0.0%	4 100.0%
	Assistant Professor	0 0.0%	1 2.9%	5 14.7%	19 55.9%	9 26.5%	34 100.0%
	Guest Faculty	0 0.0%	0 0.0%	6 30.0%	12 60.0%	2 10.0%	20 100.0%
	Whole Time Faculty	0 0.0%	1 2.9%	7 20.6%	22 64.7%	4 11.8%	34 100.0%
	Associate Professor	2 5.7%	3 8.6%	6 17.1%	19 54.3%	5 14.3%	35 100.0%

<b>The college library is a major source of information for the students and faculties as well</b>	Senior Assistant Professor	1	0	1	2	0	4
		25.0%	0.0%	25.0%	50.0%	0.0%	100.0%
	Assistant Professor	0	1	7	21	5	34
		0.0%	2.9%	20.6%	61.8%	14.7%	100.0%
	Guest Faculty	0	0	6	10	4	20
		0.0%	0.0%	30.0%	50.0%	20.0%	100.0%
Whole Time Faculty	0	1	5	25	3	34	
	0.0%	2.9%	14.7%	73.5%	8.8%	100.0%	
<b>The timings of the Library are convenient</b>	Associate Professor	1	6	9	15	4	35
		2.9%	17.1%	25.7%	42.9%	11.4%	100.0%
	Senior Assistant Professor	0	0	2	2	0	4
		0.0%	0.0%	50.0%	50.0%	0.0%	100.0%
	Assistant Professor	0	1	7	23	3	34
		0%	3%	21%	68%	9%	100%
Guest Faculty	0	0	7	11	2	20	
	0%	0%	35%	55%	10%	100%	
Whole Time Faculty	0	0	11	22	1	34	
	0%	0%	32%	65%	3%	100%	
<b>The teaching aids in the college are sufficient and up to date</b>	Associate Professor	0	10	8	16	1	35
		0%	29%	23%	46%	3%	100%
	Senior Assistant Professor	0	1	2	1	0	4
		0%	25%	50%	25%	0%	100%
	Assistant Professor	1	4	6	20	3	34
		3%	12%	18%	59%	9%	100%
Guest Faculty	0	1	8	9	2	20	
	0%	5%	40%	45%	10%	100%	
Whole Time Faculty	0	2	14	16	2	34	
	0%	6%	41%	47%	6%	100%	
<b>The teachers are encouraged to carry research</b>	Associate Professor	2	3	8	19	3	35
		6%	9%	23%	54%	9%	100%
	Senior Assistant Professor	0	0	2	2	0	4
		0%	0%	50%	50%	0%	100%
	Assistant Professor	0	2	6	22	4	34
		0%	6%	18%	65%	12%	100%
Guest Faculty	0	0	6	12	2	20	
	0%	0%	30%	60%	10%	100%	
Whole Time Faculty	0	3	7	21	3	34	
	0%	9%	21%	62%	9%	100%	
<b>The teachers are encouraged to organize seminars/workshop/symposia/conferences</b>	Associate Professor	1	3	4	23	4	35
		3%	9%	11%	66%	11%	100%
	Senior Assistant Professor	0	1	2	1	0	4
		0%	25%	50%	25%	0%	100%
	Assistant Professor	1	2	4	21	6	34
		3%	6%	12%	62%	18%	100%
Guest Faculty	0	0	7	10	3	20	
	0%	0%	35%	50%	15%	100%	
Whole Time Faculty	0	1	8	23	2	34	
	0%	3%	24%	68%	6%	100%	
<b>The teachers are encouraged to participate in seminars/workshops/symposia/conferences</b>	Associate Professor	0	5	5	19	6	35
		0%	14%	14%	54%	17%	100%
	Senior Assistant Professor	0	0	2	2	0	4
		0%	0%	50%	50%	0%	100%
	Assistant Professor	0	0	6	23	5	34
		0%	0%	18%	68%	15%	100%
Guest Faculty	0	0	6	12	2	20	
	0.0%	0.0%	30.0%	60.0%	10.0%	100.0%	
Whole Time Faculty	0	1	9	19	5	34	
	0.0%	2.9%	26.5%	55.9%	14.7%	100.0%	
<b>The teachers are encouraged to undertake extension service programmers</b>	Associate Professor	1	2	8	19	5	35
		2.9%	5.7%	22.9%	54.3%	14.3%	100.0%
	Senior Assistant Professor	0	0	2	1	1	4
		0.0%	0.0%	50.0%	25.0%	25.0%	100.0%
	Assistant Professor	0	2	9	21	2	34
		0.0%	5.9%	26.5%	61.8%	5.9%	100.0%
Guest Faculty	0	0	5	12	3	20	
	0.0%	0.0%	25.0%	60.0%	15.0%	100.0%	

	Whole Time Faculty	0	3	9	18	3	33
		0.0%	9.1%	27.3%	54.5%	9.1%	100.0%
<b>The evaluation system followed by the University is effective</b>	Associate Professor	2	10	7	12	3	34
		5.9%	29.4%	20.6%	35.3%	8.8%	100.0%
	Senior Assistant Professor	0	3	1	0	0	4
		0.0%	75.0%	25.0%	0.0%	0.0%	100.0%
	Assistant Professor	0	5	12	17	0	34
		0.0%	14.7%	35.3%	50.0%	0.0%	100.0%
	Guest Faculty	0	0	6	12	2	20
		0.0%	0.0%	30.0%	60.0%	10.0%	100.0%
Whole Time Faculty	0	0	13	18	3	34	
	0.0%	0.0%	38.2%	52.9%	8.8%	100.0%	

### Teaching, Learning and Evaluation Process-I





## C. Infrastructure

### 1. The classrooms and furniture available are adequate.

- **Associate Professor:**
  1. 45.7% agrees with the condition.
  2. 20% marks the condition as neutral
  3. 22.9% disagrees with the condition
  4. 11.4% strongly agrees with the condition.
- **Senior Assistant Professor:**
  1. 75% agrees with the condition.
  2. 25% regards the condition as neutral.
- **Assistant Professor:**
  1. 52.9% agree with the condition.
  2. 23.5% marks the condition as neutral.
  3. 14.7% disagree with the condition

Remaining percentages are not significant.

- **Guest Faculty:**
  1. 50% agree with the condition.
  2. 30% marks the condition as neutral.
  3. 10% strongly agree with the condition.
  4. 10% disagrees with the condition.
  
- **Whole time Faculty:**
  1. 61.8% agree with the condition.
  2. 26.5% marks the condition as neutral.Remaining percentages are not significant.

## 2. The toilet facilities are sufficient for faculty and students

- **Associate Professor:**
  1. 40% agrees with the condition.
  2. 11.4% regards the condition as neutral.
  3. 42.9% disagrees with the condition.Remaining percentages are not significant.
  
- **Senior Assistant Professor:**
  1. 25% agrees with the condition.
  2. 75% regards the condition as neutral.
  3. Remaining percentages are negligible.
  
- **Assistant Professor:**
  1. 50% agree with the condition.
  2. 26.5% marks the condition as neutral.
  3. 11.8% disagree with the condition.Remaining percentages are not significant.
  
- **Guest Faculty:**
  1. 55% agree with the condition.
  2. 10% strongly agree with the condition.
  3. 35% marks the condition as neutral.
  4. 10% strongly agree.
  
- **Whole time Faculty:**
  1. 55.9% agree with the condition.
  2. 29.4% marks the condition as neutral.Remaining percentages are not significant.

## 3. The safe drinking water facility is available for students and faculties

- **Associate Professor:**
  1. 51.4% agrees with the condition.
  2. 17.1% marks the condition as neutral.
  3. 20% strongly agree with the condition
  4. Remaining percentages are not significant.
  
- **Senior Assistant Professor:**
  1. 75% agrees with the condition.
  2. 25% regards the condition as neutral.Remaining percentages are negligible.

- **Assistant Professor:**
  1. 58.8% agree with the condition.
  2. 23.5% marks the condition as neutral.
  3. 11.8% disagrees with the condition.

Remaining percentages are not significant.
- **Guest Faculty:**
  1. 55% agree with the condition.
  2. 15% strongly agrees with the condition
  3. 30% marks the condition as neutral.

Remaining percentages are not significant.
- **Whole time Faculty:**
  1. 58.8% agree with the condition.
  2. 20.6% marks the condition as neutral.
  3. 11.8% strongly agrees with the condition

Remaining percentages are not significant

#### 4. **The buildings and furniture are well maintained**

- **Associate Professor:**
  1. 40% agrees with the condition.
  2. 25.7% marks the condition as neutral.
  3. 28.6% disagrees with the condition.
- **Senior Assistant Professor:**
  1. 25% agrees with the condition.
  2. 25% regards the condition as neutral.
  3. 25% strongly disagree with the condition.
- **Assistant Professor:**
  1. 41.2% agree with the condition.
  2. 38.2% marks the condition as neutral.
  3. 17.5% disagrees with the condition.

Remaining percentages are not significant.
- **Guest Faculty:**
  1. 50% agree with the condition.
  2. 35% marks the condition as neutral.
  3. 10% strongly agree with the condition.

Remaining conditions are negligible.
- **Whole time Faculty:**
  1. 58.8% agree with the condition.
  2. 35.3% marks the condition as neutral.

Remaining percentages are not significant.

#### 5. **The laboratories are adequately equipped (whenever applicable)**

- **Associate Professor:**
  1. 37.1% agrees with the condition.
  2. 28.6% marks the condition as neutral
  3. 25.7% disagrees with the condition.

Remaining percentages are negligible.



- **Senior Assistant Professor:**
  1. 25% agrees with the condition.
  2. 75% regards the condition as neutral.
  
- **Assistant Professor:**
  1. 61.8% agree with the condition.
  2. 26.5% marks the condition as neutral.

Remaining percentages are not significant.
  
- **Guest Faculty:**
  1. 40% agree with the condition.
  2. 40% marks the condition as neutral.
  3. 15% strongly agree.

Remaining percentages are not significant.
  
- **Whole time Faculty:**
  1. 55.9% agrees with the condition.
  2. 32.4% marks the condition as neutral

Remaining percentages are negligible.

## 6. Parking facilities are available adequately in the campus

- **Associate Professor:**
  1. 45.7% agrees with the condition.
  2. 25.7% regards the condition as neutral.
  3. 14.3% disagrees with the condition.
  4. 11.4% strongly disagrees with the condition.

Remaining percentages are negligible.
  
- **Senior Assistant Professor:**
  1. 50% agrees with the condition.
  2. 25% regards the condition as neutral.
  3. 25% strongly disagree. Remaining are Negligible.
  
- **Assistant Professor:**
  1. 52.9% agree with the condition.
  2. 29.4% marks the condition as neutral.
  3. Remaining percentages are not significant.
  
- **Guest Faculty:**
  1. 55% agree with the condition.
  2. 35% marks the condition as neutral.

Remaining percentages are not significant.
  
- **Whole time Faculty:**
  1. 66.7% agree with the condition.
  2. 27.3% marks the condition as neutral.

Remaining percentages are not significant.

## 7. Sports infrastructure is adequate

- **Associate Professor:**
  1. 34.3% agrees with the condition.
  2. 28.6% marks the condition as neutral
  3. 22.9% disagrees with the condition.

Remaining conditions are negligible.

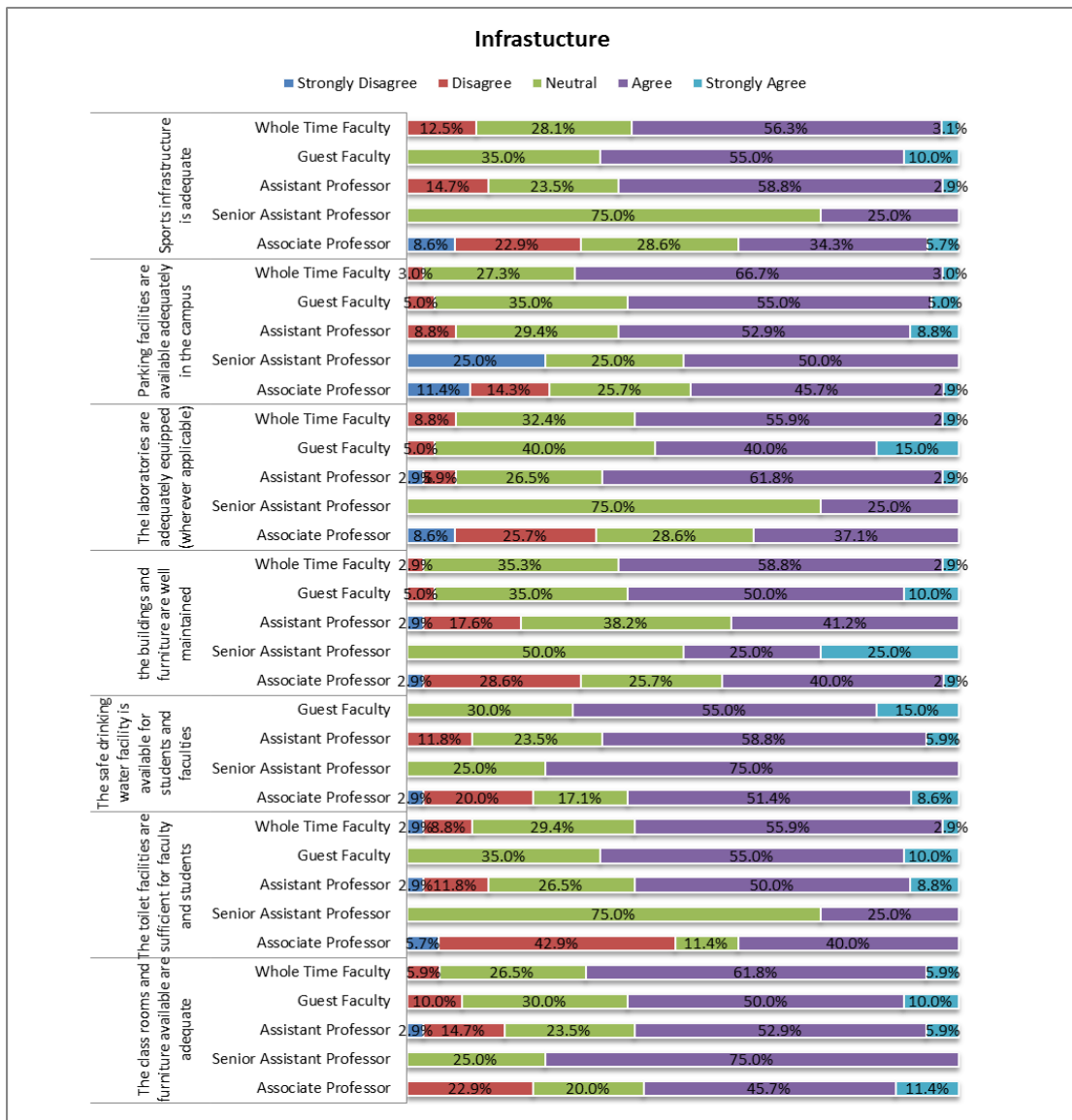
- **Senior Assistant Professor:**
  1. 25% agrees with the condition.
  2. 75% regards the condition as neutral.
  
- **Assistant Professor:**
  1. 58.8% agree with the condition.
  2. 23.5% marks the condition as neutral.
  3. 14.7% disagrees with the condition.
  
- **Guest Faculty:**
  1. 55% agree with the condition.
  2. 35% marks the condition as neutral.
  3. 10% strongly agree with the condition.

Remaining percentages are negligible.
  
- **Whole time Faculty:**
  1. 56.3% agree with the condition
  2. 28.1% marks the condition as neutral
  3. 12.5% disagree. Remaining percentages are negligible.

**Table 3: Infrastructure**

		Strongly Disagree	Disagree	Neutral	Agree	Strongly Agree	Total
<b>The class rooms and furniture available are adequate</b>	Associate Professor	0 0.0%	8 22.9%	7 20.0%	16 45.7%	4 11.4%	35 100.0%
	Senior Assistant Professor	0 0.0%	0 0.0%	1 25.0%	3 75.0%	0 0.0%	4 100.0%
	Assistant Professor	1 2.9%	5 14.7%	8 23.5%	18 52.9%	2 5.9%	34 100.0%
	Guest Faculty	0 0.0%	2 10.0%	6 30.0%	10 50.0%	2 10.0%	20 100.0%
	Whole Time Faculty	0 0.0%	2 5.9%	9 26.5%	21 61.8%	2 5.9%	34 100.0%
	Associate Professor	2 5.7%	15 42.9%	4 11.4%	14 40.0%	0 0.0%	35 100.0%
	Senior Assistant Professor	0 0.0%	0 0.0%	3 75.0%	1 25.0%	0 0.0%	4 100.0%
	Assistant Professor	1 2.9%	4 11.8%	9 26.5%	17 50.0%	3 8.8%	34 100.0%
<b>The facilities sufficient for students</b>	Guest Faculty	0 0.0%	0 0.0%	7 35.0%	11 55.0%	2 10.0%	20 100.0%
	Whole Time Faculty	1 2.9%	3 8.8%	10 29.4%	19 55.9%	1 2.9%	34 100.0%
	Associate Professor	1 2.9%	7 20.0%	6 17.1%	18 51.4%	3 8.6%	35 100.0%
	Senior Assistant Professor	0 0.0%	0 0.0%	1 25.0%	3 75.0%	0 0.0%	4 100.0%
	Assistant Professor	0 0.0%	4 11.8%	8 23.5%	20 58.8%	2 5.9%	34 100.0%
	Guest Faculty	0 0.0%	0 0.0%	6 30.0%	11 55.0%	3 15.0%	20 100.0%
	Whole Time Faculty	1 2.9%	4 11.8%	7 20.6%	20 58.8%	2 5.9%	34 100.0%
	Associate Professor	1 2.9%	10 28.6%	9 25.7%	14 40.0%	1 2.9%	35 100.0%
<b>The drinking water facility available for students</b>	Senior	0	0	2	1	1	4
	Associate Professor	1	10	9	14	1	35

<b>The buildings and furniture are well maintained</b>	Assistant Professor	0.0%	0.0%	50.0%	25.0%	25.0%	100.0%
	Assistant Professor	1	6	13	14	0	34
		2.9%	17.6%	38.2%	41.2%	0.0%	100.0%
	Guest Faculty	0	1	7	10	2	20
		0.0%	5.0%	35.0%	50.0%	10.0%	100.0%
Whole Time Faculty	0	1	12	20	1	34	
	0.0%	2.9%	35.3%	58.8%	2.9%	100.0%	
<b>The laboratories are adequately equipped (wherever applicable)</b>	Associate Professor	3	9	10	13	0	35
		8.6%	25.7%	28.6%	37.1%	0.0%	100.0%
	Senior Assistant Professor	0	0	3	1	0	4
		0.0%	0.0%	75.0%	25.0%	0.0%	100.0%
	Assistant Professor	1	2	9	21	1	34
		2.9%	5.9%	26.5%	61.8%	2.9%	100.0%
	Guest Faculty	0	1	8	8	3	20
0.0%		5.0%	40.0%	40.0%	15.0%	100.0%	
Whole Time Faculty	0	3	11	19	1	34	
	0.0%	8.8%	32.4%	55.9%	2.9%	100.0%	
<b>Parking facilities are available adequately in the campus</b>	Associate Professor	4	5	9	16	1	35
		11.4%	14.3%	25.7%	45.7%	2.9%	100.0%
	Senior Assistant Professor	1	0	1	2	0	4
		25.0%	0.0%	25.0%	50.0%	0.0%	100.0%
	Assistant Professor	0	3	10	18	3	34
		0.0%	8.8%	29.4%	52.9%	8.8%	100.0%
	Guest Faculty	0	1	7	11	1	20
0.0%		5.0%	35.0%	55.0%	5.0%	100.0%	
Whole Time Faculty	0	1	9	22	1	33	
	0.0%	3.0%	27.3%	66.7%	3.0%	100.0%	
<b>Sports infrastructure is adequate</b>	Associate Professor	3	8	10	12	2	35
		8.6%	22.9%	28.6%	34.3%	5.7%	100.0%
	Senior Assistant Professor	0	0	3	1	0	4
		0.0%	0.0%	75.0%	25.0%	0.0%	100.0%
	Assistant Professor	0	5	8	20	1	34
		0.0%	14.7%	23.5%	58.8%	2.9%	100.0%
	Guest Faculty	0	0	7	11	2	20
0.0%		0.0%	35.0%	55.0%	10.0%	100.0%	
Whole Time Faculty	0	4	9	18	1	32	
	0.0%	12.5%	28.1%	56.3%	3.1%	100.0%	



## D. Governance, Leadership and Management

### 1. The administration is sincerely putting efforts for the development of the institution.

- **Associate Professor:**

  1. 51.4% agrees with the condition.
  2. 28.6% regards the condition as *neutral*.
  3. Remaining percentages are not significant.
- **Senior Assistant Professor:**

  1. 25% disagrees with the condition.
  2. 25% regards the condition as neutral.
  3. 50% strongly agrees with the condition.
- **Assistant Professor:**

  1. 50% agree with the condition.
  2. 20.6% marks the condition as neutral.
  3. 20.6% strongly agree with the condition.

Remaining percentages are not significant.

- **Guest Faculty:**
  1. 55% agree with the condition.
  2. 10% strongly agree with the condition.
  3. 35% marks the condition as neutral.

Remaining percentages are not significant.
- **Whole time Faculty:**
  1. 60.6% agree with the condition.
  2. 27.3% marks the condition as neutral.
  3. Remaining percentages are not significant.

## **2. The administration is accessible for the students as well as for the faculties**

- **Associate Professor:**
  1. 57.1% agrees with the condition.
  2. 28.6% regards the condition as neutral.
  3. Remaining percentages are not significant.
- **Senior Assistant Professor:**
  1. 50% strongly agrees with the condition.
  2. 50% regards the condition as neutral.
- **Assistant Professor:**
  1. 64.7% agree with the condition.
  2. 17.6% marks the condition as neutral.
  3. 11.8% strongly agree with the condition.

Remaining percentages are not significant.
- **Guest Faculty:**
  1. 60% agree with the condition.
  2. 10% strongly agree with the condition.
  3. 30% marks the condition as neutral.

Remaining percentages are not significant.
- **Whole time Faculty:**
  1. 65.6% agree with the condition.
  2. 28.1% marks the condition as neutral.
  3. 11% strongly agree with the condition.

Remaining percentages are not significant.

## **3. The IQAC is working well for promoting quality in the institution**

- **Associate Professor:**
  1. 60% agrees with the condition.
  2. 28.6% marks the condition as neutral
  3. Remaining percentages are not significant.
- **Senior Assistant Professor:**
  1. 50% agrees with the condition.
  2. 25% regards the condition as neutral.
  3. 25% strongly disagree with the condition.
- **Assistant Professor:**
  1. 47.1% agree with the condition.
  2. 20.6% marks the condition as neutral.
  3. 17.6% strongly agrees with the condition
  4. Remaining percentages are not significant.

- **Guest Faculty:**
  1. 50% agree with the condition.
  2. 40% marks the condition as neutral.
  3. 10% strongly agree with the condition.

Remaining percentages are not significant.
- **Whole time Faculty:**
  1. 69.7% agree with the condition.
  2. 27.3% marks the condition as neutral.

Remaining percentages are not significant.

#### **4. The College is providing adequate opportunities and support to the faculty and their family members**

- **Associate Professor:**
  1. 51.4% agrees with the condition.
  2. 22.9% regards the condition as neutral.
  3. 14.3% strongly agrees with the condition.

Remaining percentages are not significant.
- **Senior Assistant Professor:**
  1. 25% regards the condition as neutral.
  2. 75% strongly agrees with the condition.
- **Assistant Professor:**
  1. 72.7% agree with the condition
  2. 18.2% marks the condition as neutral.
  3. Remaining percentages are not significant.
- **Guest Faculty:**
  1. 47.4% agree with the condition.
  2. 42.1% marks the condition as neutral.

Remaining percentages are not significant.
- **Whole time Faculty:**
  1. 57.6% agree with the condition.
  2. 30.3% marks the condition as neutral.

Remaining percentages are not significant.

#### **5. Faculties are given freedom to express their opinions**

- **Associate Professor:**
  1. 40% agrees with the condition.
  2. 34.3% regards the condition as neutral.
  3. Remaining percentages are not significant.
- **Senior Assistant Professor:**
  1. 50% regards the condition as neutral.
  2. 50% agrees with the condition.
- **Assistant Professor:**
  1. 44.1% agree with the condition.
  2. 35.3% marks the condition as neutral.

Remaining percentages are not significant.

- **Guest Faculty:**
  1. 50% agree with the condition.
  2. 10% strongly agree with the condition.
  3. 40% marks the condition as neutral.

Remaining percentages are not significant.
  
- **Whole time Faculty:**
  1. 63.6% agree with the condition.
  2. 24.2% marks the condition as neutral.

Remaining percentages are not significant.

**Table 4: Governance, Leadership and Management**

		Strongly Disagree	Disagree	Neutral	Agree	Strongly Agree	Total
The administration is sincerely putting efforts for the development of the institution	Associate Professor	2	3	10	18	2	35
		5.7%	8.6%	28.6%	51.4%	5.7%	100.0%
	Senior Assistant Professor	0	1	1	0	2	4
		0.0%	25.0%	25.0%	0.0%	50.0%	100.0%
	Assistant Professor	0	3	7	17	7	34
		0.0%	8.8%	20.6%	50.0%	20.6%	100.0%
	Guest Faculty	0	0	7	11	2	20
0.0%		0.0%	35.0%	55.0%	10.0%	100.0%	
Whole Time Faculty	0	1	9	20	3	33	
	0.0%	3.0%	27.3%	60.6%	9.1%	100.0%	
The administration is accessible for the students as well as for the faculties	Associate Professor	0	2	10	20	3	35
		0.0%	5.7%	28.6%	57.1%	8.6%	100.0%
	Senior Assistant Professor	0	0	2	0	2	4
		0.0%	0.0%	50.0%	0.0%	50.0%	100.0%
	Assistant Professor	0	2	6	22	4	34
		0.0%	5.9%	17.6%	64.7%	11.8%	100.0%
	Guest Faculty	0	0	6	12	2	20
0.0%		0.0%	30.0%	60.0%	10.0%	100.0%	
Whole Time Faculty	0	1	9	21	1	32	
	0.0%	3.1%	28.1%	65.6%	3.1%	100.0%	
The IQAC is working well for promoting quality in the institution	Associate Professor	0	1	10	21	3	35
		0.0%	2.9%	28.6%	60.0%	8.6%	100.0%
	Senior Assistant Professor	0	0	1	2	1	4
		0.0%	0.0%	25.0%	50.0%	25.0%	100.0%
	Assistant Professor	1	4	7	16	6	34
		2.9%	11.8%	20.6%	47.1%	17.6%	100.0%
	Guest Faculty	0	0	8	10	2	20
0.0%		0.0%	40.0%	50.0%	10.0%	100.0%	
Whole Time Faculty	0	0	9	23	1	33	
	0.0%	0.0%	27.3%	69.7%	3.0%	100.0%	
The College is providing adequate opportunities and support to the faculty and their family members	Associate Professor	1	3	8	18	5	35
		2.9%	8.6%	22.9%	51.4%	14.3%	100.0%
	Senior Assistant Professor	0	0	1	0	3	4
		0.0%	0.0%	25.0%	0.0%	75.0%	100.0%
	Assistant Professor	0	2	6	24	1	33
		0.0%	6.1%	18.2%	72.7%	3.0%	100.0%
	Guest Faculty	0	1	8	9	1	19
0.0%		5.3%	42.1%	47.4%	5.3%	100.0%	
Whole Time Faculty	0	1	10	19	3	33	
	0.0%	3.0%	30.3%	57.6%	9.1%	100.0%	
	Associate Professor	1	6	12	14	2	35
		2.9%	17.1%	34.3%	40.0%	5.7%	100.0%

Facilities of the sitting arrangements in the library	Senior Assistant Professor	0	0	2	2	0	4
		0.0%	0.0%	50.0%	50.0%	0.0%	100.0%
	Assistant Professor	1	3	12	15	3	34
		2.9%	8.8%	35.3%	44.1%	8.8%	100.0%
	Guest Faculty	0	0	8	10	2	20
		0.0%	0.0%	40.0%	50.0%	10.0%	100.0%
Whole Time Faculty	0	2	8	21	2	33	
	0.0%	6.1%	24.2%	63.6%	6.1%	100.0%	

## CONCLUSION

**Curricular Aspects:** There is relevance of the syllabus to the real life situations. Whole Time Faculty has agreed with the condition with a maximum of 70.6%.

**Teaching, Learning and Evaluation Process:** The internal assessments are taking place as per schedule. Senior Assistant Professors has agreed with the condition with a maximum of 75%

**Infrastructure:** The class rooms and furniture available are adequate. Senior Assistant Professors and the safe drinking water facility is available for students and faculty members has agreed with the condition with a maximum of 75%

**Governance, Leadership and Management:** The College is providing adequate opportunities and support to the faculty and their family members. Senior Assistant Professors has strongly agreed with the condition with a maximum of 75%